

# **GEOPT6 - AN INTERNATIONAL PROFICIENCY TEST FOR ANALYTICAL GEOCHEMISTRY LABORATORIES - REPORT ON ROUND 6 (OU-3: Nanhoron microgranite) and 6A (CAL-S: CRPG limestone).**

**Philip J. Potts<sup>1\*</sup>, Michael Thompson<sup>2</sup>, Jean S. Kane<sup>3</sup>, Peter C Webb<sup>1</sup> and Jean Carignan<sup>4</sup>**

<sup>1</sup>Department of Earth Sciences, The Open University, Walton Hall, Milton Keynes, MK7 6AA, UK.

<sup>2</sup>Department of Chemistry, Birkbeck College, Gordon House, London, WC1H 0PP, UK.

<sup>3</sup>Robert J. Kane Associates Inc., HCR 4, Box 231, Brightwood, VA 22715, USA.

<sup>4</sup>CRPG, BP20, 15 rue Notre Dame des Pauvres, 54501 Vandoeuvre-lès-Nancy, France.

\*Corresponding author: e-mail p.j.potts@open.ac.uk

## **Abstract**

Results are presented for round six of the international proficiency testing programme for analytical geochemistry laboratories. Exceptionally, two samples were distributed for round 6 during September 1999 and comprised the regular sample, OU-3 (Nanhoron microgranite) and an 'experimental' sample CAL-S (CRPG limestone). Laboratories were required to analyse samples and report results by 15th December 1999. In the present report an analysis has been undertaken to calculate z-scores so that laboratories can assess the quality of their submitted data. The results presented here draw attention to discrepancies in the reliability of major element determinations at concentration levels approaching the detection limit.

## **Introduction**

GeoPT, the international proficiency testing programme, has now become well-established as a standard procedure for contributing to the quality assessment of data from analytical geochemistry laboratories. The trial involves distributing a sample of established homogeneity to participating laboratories, which are required to analyse the sample using a well-

characterised technique or techniques operated under routine analytical conditions. Results are then tabulated by the organisers and z-scores calculated by comparing each analysed result submitted with the consensus value. By examining the magnitude of the z-score, participating laboratories can decide whether the quality of their data is satisfactory in relation to all the other laboratories contributing to the round and choose to take corrective action if this appears justified.

This sixth round was conducted in a similar manner to the first five rounds, full details of which were reported by Thompson et al. (1996, 1998, 1999a,b,c). However, the exceptional feature of the present round was that two proficiency testing samples were distributed: OU-3 (Nanhoron microgranite), which comprised the regular silicate rock proficiency testing sample and CRPG CAL-S, an 'experimental' sample designed to evaluate the success of the scheme in the analysis of limestone matrices. The latter sample (CAL-S) was originally prepared as a candidate reference material by K. Govindaraju, but was not circulated because insufficient laboratories responded to the call for analyses. Inclusion as an 'experimental'

proficiency testing sample offered the additional benefit of providing the CRPG with data for the preliminary characterisation of this sample as a reference material.

This report summarises the specific features of the present round, and presents results from participating laboratories, a listing of consensus values and the derived z-scores, together with a discussion of the overall quality of contributed data for the two samples.

### Organisation

**Steering Committee for Round 6:** M. Thompson (Chair), P.J. Potts (Secretary), J.S. Kane, P.C. Webb and J. Carignan

**Sample:** (i) The GeoPT6 sample was OU-3 (Nanhoron microgranite) which was collected from Chwarel Nanhoron Quarry (SH 287 330), Inkermann Bridge, Nanhoron, North Wales (UK grid reference SH 287 330) during May 1999. The sample comprised a fresh broken block from floor of quarry and was crushed, split and packaged at the Open University using procedures described in previous rounds.

(ii) The GeoPT6A sample was CAL-S which was prepared as a candidate reference material by K. Govindaraju (1996). This sample was collected from Sorcy, near Nancy and about 300 kg was prepared for distribution in packets of 30 g.

### Timetable for GeoPT6:

Distribution of sample: September 1999

Deadline for submission of analytical results:

15th December 1999

Distribution of preliminary report:

March 2000

### Analysis of results

GeoPT6/6a Report

### *OU-3 Nanhoron microgranite*

Seventy-six laboratories contributed results to the GeoPT6 round and elemental concentration data submitted by these participating laboratories are listed in Table 1. These results were analysed using 'robust' statistical procedures as described more fully by Thompson et al. (1996) to derive assigned value concentrations  $[X_a]$ , these being the best estimates of the true composition of this sample. Values, which are listed in Table 2, were assigned for 11 major elements (excepting MgO and  $P_2O_5$ ) and 40 trace elements. The reason values could not be assigned for other elements were (i) insufficient data, or (ii) unsatisfactory statistical analysis, normally associated with a non-normal distribution of contributed results. For the elements with assigned values, z-scores were calculated for each elemental result submitted by each laboratory using the procedures described previously. Z-score values for OU-3 (Nanhoron microgranite) are listed in Table 3. Briefly, z-scores were calculated from  $z = [X - X_a] / H_a$  where X is the contributed result,  $X_a$  is the assigned value (see above) and  $H_a$  is the target precision. The target precision  $[H_a]$  was calculated using a modified form of the Horwitz function,  $H_a = 0.01 \cdot X_a^{0.8495}$ . Note that  $[X_a]$  must be expressed as a concentration fraction. Laboratories were required to select whether their submitted data was designed to comply with a 'pure geochemistry' or 'applied geochemistry' fitness-for-purpose criterion. For data designated to meet the pure geochemistry criterion (data quality designated 1), target precision was calculated as above. For data designated to meet the applied geochemistry criteria (data quality designated 2), target precision was calculated from:  $H_a' = 0.02 \cdot X_a^{0.8495}$ . Z-score results in the range  $-2 < z < 2$  were considered to be satisfactory. If the z-score for any element falls outside this range, contributing laboratories are advised to examine their

procedures to ensure that determinations are not subject to unsuspected analytical bias.

#### *CAL-S (CRPG limestone)*

A similar analysis was undertaken for CRPG CAL-S. Contributed data from 63 laboratories are listed in Table 4. For this sample, values could only be assigned for 4 major elements (MgO, CaO, CO<sub>2</sub> and LOI) and 23 trace elements, a significant proportion of these being the rare earth elements. These data are listed in Table 5. Results of the z-score calculation are listed in Table 6, with the same advice to contributing laboratories in the assessment of results that fall outside the  $-2 < z < 2$  range.

Laboratories that contributed data to this proficiency testing round are listed in Table 7. Note that in order to preserve anonymity, there is no correspondence between order of entries in this table and the order in which laboratory results are listed in results and z-score tables.

#### **Discussion**

##### *A note on the production of charts of results.*

In most previous GeoPT rounds, the report has included a comprehensive range of charts to demonstrate the distribution of data for each element assessed, as is normal practice for proficiency tests. However, GeoPT is unique in the large number of analytes covered, and it is, therefore more appropriate to be more selective in the presentation of elemental charts. In fact where z-scores are presented in a GeoPT report, it can be assumed as a matter of course that the results are distributed approximately normally (perhaps with heavy tails and a few outliers). For such elements, there will be sufficient valid results to derive an acceptable consensus, and the majority of the participants will have produced satisfactory results. Consequently there is no difficulty for the individual

participant to interpret the z-score, because all of the charts will look similar. Only where the above-mentioned features do not apply is the chart going to be different and, indeed worthy of careful study by participants, in revealing systematic errors that may have a technique-related origin. Examples of charts for elements for which consensus values could not be assigned are shown in Figure 1 (OU-3, Nanhoron microgranite) and Figure 2 (CAL-S, CRPG limestone).

##### *A preliminary comment on results for CAL-S (CRPG limestone)*

Broadly the results were disappointing and indicated problems with the methods of analysis used. While some analytes were determined reasonably well (Mg, Ca, CO<sub>2</sub>, LOI, Cd, Co, Cr, Cs, Mo, Sr, U, Zn, and the rare earths), the majority of results were unsatisfactory. This poor performance was undoubtedly the result of a combination of low concentrations of the analytes in the test material and unsuitable methods being used for those concentrations.

For the elements determined well, the distributions of results were (a few outliers aside) symmetrical with a well defined robust mean close to the median. The corresponding z-scores showed only a minority of participants falling outside the satisfactory bounds.

The results for the other analytes were all very low compared with silicate rocks and showed a common range of characteristic abnormalities.

- (i) A strongly positively skewed frequency distribution of results, sometimes with hints of multimodality.
- (ii) A robust mean clearly different from the mode, which makes the determination of a consensus impracticable.

(ii) A very wide distribution of results as judged by the sigma value, so that no matter where the consensus were placed most of the participants would receive an 'unsatisfactory' classification if z-scores were calculated.

This behaviour can be easily seen from the charts in Figure 2. It has been shown to occur when the analytical results are produced by a range of methods with detection limits comparable with or only slightly lower than the concentration present. That could easily have occurred in the present instance if methods suitable for concentrations typically present in silicate rocks were used for the carbonate material under consideration. It might be argued that the problem is not the result of the unsuitability of the analytical methods, but rather the result of an unsuitable fitness-for-purpose criterion (that is, the sigma value). After all, why should a geologist want to determine sodium at a concentration of perhaps 100 ppm with a precision of 4 ppm? Should not a more realistic sigma value be used? Unfortunately this argument does not help. Even if GeoPT adopted a higher sigma value in this instance, the results would not allow the determination of a reliable consensus for use as the assigned value. In fact the results are largely the outcome of random processes, and would not provide any information even if they were by some dubious procedure converted into z-scores.

So the message from this exercise is clear: If geologists really want to determine elements at the concentrations prevailing in this rock then they should use alternative analytical methods.

### ***Overall performance***

As an overall guide to the performance of laboratories participating in this round, z-scores are plotted for each element determined by that laboratory using a

symbol indicating the degree of compliance with the z-score criterion, for OU-3 in Figure 3 and CAL-S in Figure 4. The symbols used indicate satisfactory results (i.e.,  $-2 < z < +2$ ), or results that show larger discrepancies from this band of acceptability. These diagrams offer participating laboratories the opportunity to assess rapidly the quality of their data in the GeoPT round. Note that where a laboratory specified results of both data quality 1 and 2, these are plotted in separate columns in these Figures.

### **Participation in future rounds**

The benefit from proficiency testing arises from regular participation. All laboratories are invited to register for future rounds of this proficiency testing programme by contacting the Secretary of the Steering Committee.

### **Acknowledgments**

The authors are very grateful to Liz Lomas (OU) for valued assistance with this work, to John Watson for leading the sample preparation, and to Mr Jones and Mr Williams (Chwarel Nanhoron Quarry) for permission to collect the sample. The program was organised by the International Association of Geoanalysts.

### **References**

- Govindaraju K. (1996)**  
Brief news: IWG-GIT collaboration study on limestone CAL-S. *Geostandards Newsletter*, 20, 157.
- Thompson M., Potts P.J., Kane J.S. and Webb P.W. (1996)**  
GeoPT1. International proficiency test for analytical geochemistry laboratories - Report on round 1. *Geostandards Newsletter*, 20, 295-325.
- Thompson M., Potts P.J., Kane J.S., Webb P.W. and Watson, J.S. (1998)**

GeoPT2. International proficiency test for analytical geochemistry laboratories - Report on round 2. *Geostandards Newsletter*, 22, 127-156.

**Thompson M., Potts P.J., Kane J.S. and Chappell B.W. (1999a)**

GeoPT3. International proficiency test for analytical geochemistry laboratories - Report on round 3. *Geostandards Newsletter*, 23, 87-121.

**Thompson M., Potts P.J., Kane J.S., Webb P.C and Watson J.S. (1999b)**

GeoPT4. International proficiency test for analytical geochemistry laboratories - Report on round 4. Unpublished report.

**Thompson M., Potts P.J., Kane J.S., and Wilson S. (1999c)**

GeoPT5. International proficiency test for analytical geochemistry laboratories - Report on round 5. Unpublished report.

## Appendix 1

### Sample preparation

Approximately 250 sachets of OU-3 (Nanharon microgranite) were prepared at the Open University using the standard procedures described in reports of previous GeoPT rounds.

CAL-S was distributed as received from the CRPG in 30 g aliquots hermetically sealed in plastic sachets.

### Homogeneity testing

#### (a) OU-3 (Nanharon microgranite)

Homogeneity testing was based on analysis of duplicate test portions taken from each of 12 packets. These samples were analysed in duplicate by WD-XRF at the Open University for the major elements (SiO<sub>2</sub>, Al<sub>2</sub>O<sub>3</sub>, Fe<sub>2</sub>O<sub>3</sub>, MnO, MgO, CaO, Na<sub>2</sub>O, K<sub>2</sub>O, P<sub>2</sub>O<sub>5</sub>, TiO<sub>2</sub>, LOI, Ba, Cr, Ni) on glass discs and the trace elements (As, Ba, Co, Cr, Cu, Ga, Mo, Nb, Ni, Pb, Rb, S, Sc, Sr, Th, U, V, Zn, Zr) on powder pellets, following the procedures described in the GeoPT 1

report (Thompson et al. 1996). Results for 12 major/minor and 19 trace elements were analysed using standard analysis of variance (ANOVA) procedures, as described in the GeoPT2 report (Thompson et al. 1998).

The power of the ANOVA test depends on the inherent measurement precision of the individual elements determined and is poorest for those elements whose concentrations approach the method detection limits. For the GeoPT6 homogeneity test, Ba, U, Sc, V, Co, Cu, Ni, As, and S all occurred at concentrations in the detection limit range, and Cr occurred at only a slightly higher concentration. Homogeneity conclusions for these elements were not reached because of the unreliability of the test. Homogeneity is demonstrated most reliably for Rb, Zr, Nb, Ga, and Zn, all present at concentrations >10 times the detection limit. It is also demonstrated for the trace elements Sr, Pb, Th, which occur at concentrations between 5 and 10 times the detection limit.

No significant differences between packets were detected at the 95% confidence level for any of the major/minor oxides.

Detailed results of the homogeneity tests are listed in the table below. The two columns giving the associated probability that the packets are the same are for packets 1-10 and 3-12 respectively, as the software used precludes simultaneous testing involving more than ten packets. See the GeoPT2 report (Thompson et al. 1998) for more details.

**Statistical data for the homogeneity testing of OU-3 (Nanhoron microgranite)**

Element / oxide	Mean	Std Dev	Probability homogeneous		Element / oxide
			1-10	3-12	
	% m/m	% m/m			
SiO <sub>2</sub>	74.46%	0.20	0.79	0.87	SiO <sub>2</sub>
Al <sub>2</sub> O <sub>3</sub>	10.997	0.03	0.66	0.22	Al <sub>2</sub> O <sub>3</sub>
Fe <sub>2</sub> O <sub>3</sub>	3.81	0.012	0.29	0.77	Fe <sub>2</sub> O <sub>3</sub>
MgO	0.0172	0.006	0.15	0.13	MgO
CaO	0.204	0.0027	0.24	0.86	CaO
Na <sub>2</sub> O	3.72	0.017	0.46	0.36	Na <sub>2</sub> O
K <sub>2</sub> O	4.58	0.017	0.85	0.72	K <sub>2</sub> O
MnO	0.091	0.0012	0.09	0.49	MnO
TiO <sub>2</sub>	0.224	0.0029	0.58	0.51	TiO <sub>2</sub>
P <sub>2</sub> O <sub>5</sub>	0.0145	0.0014	0.61	0.13	P <sub>2</sub> O <sub>5</sub>
	µg g <sup>-1</sup>	µg g <sup>-1</sup>			
Rb	176.15	1.28	0.83	0.81	Rb
Sr	11.21	0.398	0.05	0.15	Sr
Zr	943	6.2	0.60	0.46	Zr
Nb	81	0.71	0.75	0.75	Nb
Pb	32.8	0.99	0.87	0.71	Pb
Th	24.1	0.95	0.21	0.56	Th
Zn	139	1.66	0.68	0.59	Zn
Ga	31.3	0.76	0.41	0.29	Ga



Table 1 Results submitted for OU-3 (Nanhoron microgranite)

Table 1		Results submitted in the GeopT6 round for the analysis of OU-3 (Nanhoron microgranite)																						
Round Identifier	F1	F2	F3	F4	F5	F6	F7	F8	F9	F9	F10	F11	F11	F12	F13	F15	F15	F16	F17	F18	F19	F20	F21	
Sample	OU-3	OU-3	OU-3	OU-3	OU-3	OU-3	OU-3	OU-3	OU-3	OU-3	OU-3	OU-3	OU-3	OU-3	OU-3	OU-3	OU-3	OU-3	OU-3	OU-3	OU-3	OU-3	OU-3	
Technique codes	AJM	X	X	X	M, X, W	W, X	G, MX	X	X	X	X	X	X	A, M	AA, A, G, V	M	M	I	X	M, X, AA, E	X, W	X	I	
Data quality	2	1	2	1	1	2	1	2	1	2	2	1	2	2	1	1	2	2	2	1	1	1	1	
SiO <sub>2</sub>	74.6	74.3	74.42	74.28	73.16	74.69	74.25	73.1	71.5	73.84	76.09			71.46	74.27				77.01	74.2	73.65	74.82		
TiO <sub>2</sub>	0.23	0.218	0.23	0.24	0.23	0.22	0.22	0.22	0.22	0.23	0.23			0.22	0.22				0.226	0.229	0.231			
Al <sub>2</sub> O <sub>3</sub>	11.05	10.95	11.22	10.91	11.23	11.08	11.16	17.1	12.43	11.22	11.39			10.68	11.27				11.77	11.18	11.16	11.05		
Fe <sub>2</sub> O <sub>3</sub> T	4.0	3.821	3.78	3.97	3.79	4.009	3.81	3.63	3.95	3.91	3.84			3.81	3.81			3.89	3.68	3.85	3.868	3.886	3.66	
Fe <sub>2</sub> O <sub>3</sub> O					3.28										3.40						3.31			
MnO	0.085	0.091	0.090	0.07	0.16	0.08	0.09	0.09	0.09	0.092	0.095			0.084	0.092				0.092	0.086	0.091	0.09		
MgO	0.03	0.017	0.03	0.03	0.03	0.1	0.1	0.075	0.075	0.02	0.02			0.021	0.021				0.017	0.017	0.027	0.017		
CaO	0.20	0.210	0.22	0.19	0.20	0.21	0.34	0.46	0.46	0.22	0.238			0.25	0.20				0.26	0.189	0.202	0.212		
Na <sub>2</sub> O	3.58	3.683	3.64	3.76	3.60	3.76	3.61	3.90	4.52	3.74	3.82			3.563	3.67			3.76	4.15	3.86	3.7	3.695	3.48	
K <sub>2</sub> O	4.47	4.583	4.65	4.37	4.59	4.38	4.57	4.47	4.56	4.51	4.49			4.471	4.50			1.94	4.57	4.3	4.56	4.601		
P <sub>2</sub> O <sub>5</sub>	0.01	0.015	0.017	0.005	0.01	0.08	0.014	0.005		0.011	0.1				0.004					0.005	0.118	0.01		
H <sub>2</sub> O <sup>+</sup>															0.17					0.09				
CO <sub>2</sub>															1.91					1.9				
LOI	1.76	1.87	1.60	1.77		1.80	1.79		1.76	1.94	1.76			1.93						1.69	1.75	1.735		
Ag																								
As					0.3																		0.02	
Au					3.7																		3	
B								5.80	2.2	3		6											4E-04	
Ba	26.4	30			10	29.4	130	190	19	48									130	23.7	23.5	29.1	31.7	
Be					10.4	10.9														10.2				
Bi					0.2																			
Br																								
Cd																								
Ce	198.0		228	195	197.9	190		187.3	0.4					196.5		198				170	223.7		0.72	
Cl			60																	149			194	
Co	0.3			8		0.32	1.00																	
Cr	27.0		15	19	16	20.8	12.0	22		58.8	7			18.9						14.5	28.1	3.65	0.33	
Cs	0.66				0.7	0.67															0.58		15	
Cu	6.0		4		6	3.3	3.2	1.7						3.2							4.1	1.14	0.61	
Dy	19.4				18.01	17.6								20.28							17.7			
Er	11.0				11.15	10.8								12.41							10.4			
Eu	1.20				1.19	1.056								1.21							1.02			
F					1370	1181																	1.14	
Ga																								
Gd	17.4				33.2	32.4								32.63							31			
Ge					18.84	16.1								17.48							15.8			
Hf	22.1				2.1																1.84			
Hg																					19.2			
Ho	4.10				3.72	3.68								4.54							3.5			
I																								
In																								
Ir																								
La	95.3		107	91	94.7	90		81.1		103				90.5						86.12	125.2		86.3	
Li					1	1.5																		

T 3 1 Results submitted for OU-3 (Nanhoron microgranit)

Round Identifier	F1	F2	F3	F4	F5	F6	F7	F8	F9	F9	F10	F11	F11	F12	F13	F15	F15	F16	F17	F18	F19	F20	F21
Sample	OU-3	OU-3	OU-3	OU-3	OU-3	OU-3	OU-3	OU-3	OU-3	OU-3	OU-3	OU-3	OU-3	OU-3	OU-3	OU-3	OU-3	OU-3	OU-3	OU-3	OU-3	OU-3	OU-3
Lu	1.69				1.59	1.49								1.68		1.68		1.75		1.37		2.72	2.3
Mo	1.9		2	2.6	1.9	1.92			1.4											1.95			
Nb	77.0	82.7	61	88	81.0	83.5			77.2		77	85		75.03						67.8	80.8	79.45	
Nd	86.5		94	89	87.8	88.1			71.5					87		85.6		91.8		72.4			88
Ni	2.0	1		2	3	2.9		25.0					9		3						4.2	1.23	0.9
Os																							
Pb	39.0	33	31	36	36.5	34	31.0	32.2	32.2		34	33			35	38.8			38	32.6		32.57	
Pd	23.4		8		23.3	23.2		10.5	10.5					22.91					20.9				
Pt																							
Rb	170.0	177.1	184		176	171		170.1	170.1		168	166		183.1	176	174	178	165	149	174.3	168.3	160	
Re																							
Rh																							
Ru																							
S																							
Sb	0.33		27		60	0.32		100.0	0.4	14.1										0.3			0.35
Sc	0.3		0		0.4	1.3														0.85			0.75
Se																							
Sm	18.6		6		18.82	17.2		41	41					18.82		18.3		19.27	16				18.1
Sn	11.3		23		6.0	12.5		12.2	12.2										9.44				
Sr	10.0	11.3	6	8	14	10.5		16.0	11.3	10	10	10	10	8.64	14	11.2			9.92	12.2	14.69	9	
Ta	5.9		13		6.0	5.04		11	11	4	4			5.79			6.5		4.46				6.03
Tb	3.15				3.35	2.83								3.13		3.15		3.32		2.77			2.76
Te																							
Th	23.5		24	27	23.0	22.8		35.5	35.5	28	19			22.23		22.9		25.46	19.7		21.43	22.1	
Tl			1.2			0.61		1.4	1.4														
Tm	1.91																						
U	5.4		0	5	5.7	5.5		5.5	5.5	6	6	6	6	5.08		1.82		5.76	1.54				5.33
V	0.5		4	5	4	1.1		20.0	4.7							5.48			4.86				
W	1.38					8.1			4.5										0.87			3.49	
Y	109.0	121.9	97	134	111.7	108		118.2	118.2	105	117			125.7		110			103	111.7	113.6	1.1	
Yb	11.0				10.93	10.33		15.2	15.2					11.9		11.6		12.42		10.1			11.7
Zn	141.0	139	150	137	140	136		170.0	146	137	141			181.5	162				156	144	140.3	132	
Zr	975.0	953	983	1037	914	970		1000	1000	952	905			944.8		1047		1157	881	976.3	906.4	918	

Technique codes: A=ICP-AES, AA=AAS, D=DCP-AES, E=emission spectrometry, G=gravimetric, I=NAA, IR=infra red detection, IS=ion selective electrodes, IC=IC-MS, Q=other, T=tritium, V= volumetric, W= wet chemistry, X= XRF.

Table 1 Results submitted for OU-3 (Nanhoron microgranite)

Round Identifier	F22	F23	F24	F25	F26	F26	F27	F28	F29	F30	F31	F32	F32	F33	F34	F34	F35	F35	F36	F37	F38	F39
Sample	OU-3	OU-3	OU-3	OU-3	OU-3	OU-3	OU-3	OU-3	OU-3	OU-3	OU-3	OU-3	OU-3	OU-3	OU-3	OU-3	OU-3	OU-3	OU-3	OU-3	OU-3	OU-3
Technique codes	X, AA	X, AA	A, AA	AM	X	X	X	X, T	X	X	AA, M	X	X	A, M, O	I	I	X	X	A, V, S, I	X, M	M	A, X
Data quality:	1	2	2	2	1	1	1	2	2	1	1	1	2	1	1	2	1	2	2	2	2	1
SiO <sub>2</sub> % m/m	73.97	75.3	73.4	73.97	74.86	74.00	74.45	74.31	74.55	71.02	71.02	74.7	73.23	73.91	73.91	74.3	74.3	74.3	74.7	74.7	74.12	74.12
TiO <sub>2</sub> % m/m	0.22	0.23	0.22	0.22	0.22	0.2220	0.219	0.23	0.21	0.21	0.242	0.22	0.23	0.21	0.21	0.22	0.22	0.22	0.23	0.23	0.23	0.23
Al <sub>2</sub> O <sub>3</sub> % m/m	11.04	11.6	11.2	10.92	10.97	11.04	11.120	10.95	10.60	11.25	11.25	11.2	11.19	11.2	11.2	11.1	11.1	11.1	11.1	11.1	10.99	10.99
Fe <sub>2</sub> O <sub>3</sub> % m/m	3.74	4.06	3.72	3.89	3.77	3.840	3.84	3.87	4.21	3.00	3.00	3.83	4.20	3.725	3.675	3.95	3.95	3.95	3.81	3.81	3.86	3.86
Fe(IV) % m/m	3.34		3.22				3.21						3.14			3.3					3.38	3.38
MnO % m/m	0.1	0.1	0.09	0.09	0.09	0.0900	0.09	0.095	0.10	0.077	0.077	0.095	0.09	0.096	0.096	0.094	0.094	0.092	0.092	0.09	0.091	0.091
MgO % m/m	0.06	0.05	0.03	0.03	0.03	0.030	0.05	0.03	0.03	0.56	0.56	0.08	0.02	0.025	0.025	0.024	0.024	0.065	0.065	0.03	0.02	0.02
CaO % m/m	0.2	0.09	0.09	0.26	0.25	0.194	0.19	0.23	0.18	0.23	0.23	0.23	0.20	0.2	0.2	0.21	0.21	0.23	0.23	0.03	0.2	0.2
Na <sub>2</sub> O % m/m	3.76	3.81	3.73	3.59	3.35	3.680	3.54	3.66	3.66	4.04	4.04	3.70	3.53	3.69	3.729	3.75	3.75	3.61	3.61	0.2	3.72	3.72
Fe <sub>2</sub> O <sub>3</sub> % m/m	4.6	4.48	4.51	4.37	4.52	4.561	4.56	4.59	4.56	1.38	1.38	4.72	4.47	4.53	4.53	4.55	4.55	4.52	4.52	0.02	4.52	4.52
P <sub>2</sub> O <sub>5</sub> % m/m	0.02	0.11				0.0130	0.005	0.02	0.00				0.01	0.003	0.003					0.02	0.014	0.014
H <sub>2</sub> O % m/m							0.12						0.14								0.22	0.22
CO <sub>2</sub> % m/m													1.94								1.9	1.9
LOI % m/m	1.64	2.01	1.82	1.87	1.8		1.70	1.82		1.84		1.83	1.79	1.838	1.838	1.77	1.77	1.81	1.81		1.81	1.81
Ag mg kg <sup>-1</sup>																						
As mg kg <sup>-1</sup>																						
Au mg kg <sup>-1</sup>			3.3																			
B mg kg <sup>-1</sup>																						
Ba mg kg <sup>-1</sup>			10		23	30.0		50			81.9	39			2.872							
Be mg kg <sup>-1</sup>																						
Bi mg kg <sup>-1</sup>																						
Br mg kg <sup>-1</sup>																						
Cd mg kg <sup>-1</sup>																						
Ce mg kg <sup>-1</sup>			180																			
Cl mg kg <sup>-1</sup>						164																
Co mg kg <sup>-1</sup>																						
Cr mg kg <sup>-1</sup>																						
Cs mg kg <sup>-1</sup>																						
Cu mg kg <sup>-1</sup>																						
Dy mg kg <sup>-1</sup>																						
Er mg kg <sup>-1</sup>																						
Eu mg kg <sup>-1</sup>																						
F mg kg <sup>-1</sup>																						
Ga mg kg <sup>-1</sup>																						
Gd mg kg <sup>-1</sup>																						
Ge mg kg <sup>-1</sup>																						
Hf mg kg <sup>-1</sup>																						
Hg mg kg <sup>-1</sup>																						
Ho mg kg <sup>-1</sup>																						
I mg kg <sup>-1</sup>																						
In mg kg <sup>-1</sup>																						
Ir mg kg <sup>-1</sup>																						
La mg kg <sup>-1</sup>																						
Li mg kg <sup>-1</sup>																						

T. 1 Results submitted for OU-3 (Nanhoron microgranite)

Round identifier	F22	F22	F23	F24	F25	F26	F27	F28	F29	F30	F31	F32	F32	F33	F34	F34	F35	F35	F36	F37	F38	F39
Sample	OU-3	OU-3	OU-3	OU-3	OU-3	OU-3	OU-3	OU-3	OU-3	OU-3	OU-3	OU-3	OU-3	OU-3	OU-3	OU-3	OU-3	OU-3	OU-3	OU-3	OU-3	OU-3
Lu				1.7	1.8							1.17		1.59	1.731				1.7	1.59	1.578	
Mb				2		3		1.0						1.57	5.65				1.6	2.2	2	
N																						
Nb				77	79	83	78.6	84	75			70		82.2					90.5	67	64.04	
Nd				59	86	99			87			88		89.3	87.67				88	99	88.24	
Ni				3						3		9.41								1.6		
Os																						
Pb				59	30	35	36.0	34	34			37.26	29	36.5					38	41	40.75	
Pd																						
Pr				23	22.7							23.72	18	23.6					24.5	26	22.6	
Pt																						
Rb				181	177.5	173	175.0	172	175	176		176.1	168	195	173.1	174			178	181	169.3	
Re																						
Rh																						
Ru																						
S																						
Sb				0.3										0.31					0.26	0.28		
Sc				0.5						0					0.428					0.37		
Se																						
Sm				20	19.2							18.43	19	18.6	19.22				19.5	19.9	18.22	
Sn					6							16	16	13.0					12	6.3	10.7	
Sr				15	14.8	10	12.0	10.6	12	11		11.63	17	11.0					11.5	10.7	11.22	
Ta					6							1.57		6.35					7	4.8	5.76	
Tb				0.8	3.4							2.79		2.85	2.881				3.1	2.8	2.971	
Te																						
Th				22	22	23	22	22	17			31		22.4	21.96				24.5	25	23.03	
Ti																			0.74	0.66		
Tm				1.4	1.9									1.76					1.9	1.62	1.689	
U				4.9	5	6		6.2	5					5.55	5.333				6	5.7	5.39	
V				9		7			7	3		24.05								4		
W														1.26					1	1.4	1.03	
Y				118	114	117	115.0	116	121	119		105.3	113	113					115	85	117.5	
Yb				13	12.5							11.05		10.7	11.57				11.5	10.6	10.69	
Zn				156	140	139	157.0	141	156	147		169.5	160	166	157.5	150.5			155	142	142	
Zr				895	873	994	910.0	1001	972	1051		890	890	858	1017	920			910	959	920.4	

Table 1 Results submitted for OU-3 (Nanhoron microgranite)

Round identifier	F39	F40	F41	F42	F43	F44	F45	F46	F47	F48	F49	F50	F51	F52	F53	F54	F55	F56	F57	F58
Sample	OU-3	OU-3	OU-3	OU-3	OU-3	OU-3	OU-3	OU-3	OU-3	OU-3	OU-3	OU-3	OU-3	OU-3	OU-3	OU-3	OU-3	OU-3	OU-3	OU-3
Technique codes	A, X	A, M, X	A, AA, T	A, X, W	D, E, AA, MD, E, AA, X	X	A, AA	A, AA, W, AA, G	A, X, AA	X, M	X	M	X	X	X	X, A, M, W	X, AA	X	M	M
Data quality:	2	2	1	2	1	1	1	2	2	2	1	1	2	1	2	2	2	2	1	2
SiO <sub>2</sub> % m/m	73.69	75.99	74.30	74.30	72.60	0.123	0.082	0.09	0.094	0.09	0.09	0.092	0.092	0.093	0.089	0.09	0.09	0.09	0.048	0.09
TiO <sub>2</sub> % m/m	0.222	0.115	0.239	0.239	0.25	0.02	0.02	0.017	0.01	0	0	0.23	0.23	0.01	0.089	0.09	0.09	0.09	0.048	0.09
Al <sub>2</sub> O <sub>3</sub> % m/m	11.15	10.65	11.16	11.16	11.16	0.32	0.15	0.10	0.2	0.17	0.21	0.23	0.23	0.22	0.173	0.2	0.19	0.19	0.2	0.2
Fe <sub>2</sub> O <sub>3</sub> % m/m	4.009	3.83	3.676	3.88	4.02	4.56	3.70	3.67	3.58	3.64	3.71	3.62	3.62	3.66	3.665	3.6	3.50	3.50	3.69	3.69
Fe <sub>2</sub> O <sub>3</sub> % m/m	3.1	3.1	3.1	3.1	3.1	4.67	4.2	4.37	4.75	4.6	4.56	4.57	4.57	4.54	4.649	4.5	4.55	4.55	4.55	4.55
MnO % m/m	0.098	0.09	0.084	0.084	0.089	0.014	0.03	0.25	0.02	0.02	0.01	0.006	0.006	0.026	0.0171	0.0171	0.0171	0.0171	0.0171	0.0171
MgO % m/m	0.025	0.014	0.014	0.014	0.053	0.053	0.02	0.017	0.01	0.01	0	0.092	0.092	0.093	0.089	0.09	0.09	0.09	0.048	0.09
CaO % m/m	0.2	0.38	0.064	0.154	0.32	0.32	0.15	0.10	0.2	0.17	0.21	0.23	0.23	0.22	0.173	0.2	0.19	0.19	0.2	0.2
Na <sub>2</sub> O % m/m	7.306	3.66	3.492	3.67	4.56	4.56	3.70	3.67	3.58	3.64	3.71	3.62	3.62	3.66	3.665	3.6	3.50	3.50	3.69	3.69
K <sub>2</sub> O % m/m	4.618	4.53	4.213	4.48	4.67	4.67	4.2	4.37	4.75	4.6	4.56	4.57	4.57	4.54	4.649	4.5	4.55	4.55	4.55	4.55
P <sub>2</sub> O <sub>5</sub> % m/m	0.003	0.02	0.02	0.02	0.014	0.014	0.03	0.25	0.02	0.02	0.01	0.006	0.006	0.026	0.0171	0.0171	0.0171	0.0171	0.0171	0.0171
H <sub>2</sub> O % m/m																				
CO <sub>2</sub> % m/m																				
LOI % m/m	2.181	2.17	1.804	1.804	1.83	1.83	1.83	2.00	1.78	1.76	1.8	1.74	1.74	1.88	1.85	1.98	1.98	1.98	1.98	1.98
Ag mg kg <sup>-1</sup>																				
As mg kg <sup>-1</sup>							0.2			1.8										
Au mg kg <sup>-1</sup>							0.032	0.0065							6		7.1			
B mg kg <sup>-1</sup>																				
Ba mg kg <sup>-1</sup>	12.1	23	31	31	25	25	25		12	24.2	3	27	27	36		29	30	34.1		
Be mg kg <sup>-1</sup>																11				
Bi mg kg <sup>-1</sup>																				
Br mg kg <sup>-1</sup>																				
Cd mg kg <sup>-1</sup>																				
Ce mg kg <sup>-1</sup>	186.4	190		166			0.5										0.35	160	175	
Cl mg kg <sup>-1</sup>																				
Co mg kg <sup>-1</sup>	2.4		2				2.1													
Cr mg kg <sup>-1</sup>	15.7		42		5.2	10	10		17	13.9	17			19	16	14	20	23.7	0.55	40
Cs mg kg <sup>-1</sup>										0.66										
Cu mg kg <sup>-1</sup>	3		4				2		4.5	1.9	1				6				0.37	4
Dy mg kg <sup>-1</sup>	20.9	18.5		18.3					16.8	18.15		22.41	22.41			18.1			4.18	4
Er mg kg <sup>-1</sup>	12	10.5		11.4					10.1	10.91		12.7	12.7			11.7			17.4	
Eu mg kg <sup>-1</sup>	1.4	1.1		1.18					1.14	1.04		1.24	1.24			1.1			10.8	
F mg kg <sup>-1</sup>																			1.02	
Ga mg kg <sup>-1</sup>	30								31	32.5	31			31		1100			32.3	32
Gd mg kg <sup>-1</sup>	18.7	18.5		19.6					16.9	16.73		19.56	19.56			19			16.3	
Ge mg kg <sup>-1</sup>				1.1						1.7						2			23.8	22
Hf mg kg <sup>-1</sup>										23.97		23.33	23.33			23.9			3.86	
Hg mg kg <sup>-1</sup>										3.702		4.59	4.59			3.6			80.8	
Ho mg kg <sup>-1</sup>				3.78						0.4										
I mg kg <sup>-1</sup>																				
Ir mg kg <sup>-1</sup>																				
Li mg kg <sup>-1</sup>	90.8	90.5		96.1			1.0		108	82.24	88	96.55	96.55			84			90	80.8
U mg kg <sup>-1</sup>	1			2						1.39										

Table 1 Results submitted for OU-3 (Nanhoron microgranite)

Round Identifier	F39	F40	F41	F42	F43	F43	F43	F44	F45	F45	F46	F47	F48	F49	F49	F50	F51	F52	F53	F54	F55	F56	F57	F58
Sample	mg kg <sup>-1</sup>	mg kg <sup>-1</sup>	mg kg <sup>-1</sup>	mg kg <sup>-1</sup>	mg kg <sup>-1</sup>	mg kg <sup>-1</sup>	mg kg <sup>-1</sup>	mg kg <sup>-1</sup>	mg kg <sup>-1</sup>	mg kg <sup>-1</sup>	mg kg <sup>-1</sup>	mg kg <sup>-1</sup>	mg kg <sup>-1</sup>	mg kg <sup>-1</sup>	mg kg <sup>-1</sup>	mg kg <sup>-1</sup>	mg kg <sup>-1</sup>	mg kg <sup>-1</sup>	mg kg <sup>-1</sup>	mg kg <sup>-1</sup>	mg kg <sup>-1</sup>	mg kg <sup>-1</sup>	mg kg <sup>-1</sup>	mg kg <sup>-1</sup>
Lu	1.71	1.45			1.71							1.38	1.487			1.65							1.58	
Mo						2.3		0.6				1.7	0.28										1.92	
Nb	80		81			88						70	73.22	81		84.9		80					89.1	
Nd	88.5	84			79.7							96	76.4		83.29							55	77.6	
Ni	<0.5		24					7.0				<1		9				6	4					
Os																							1.28	
Pb	45	36			55			37.0				40	35.6	38	37.85		34	44	44	40	34	60	28.9	
Pd								0.024																
Pt	26.7	22.5			20.13			0.036				22.6	21.15		21.38					22		20	20.3	
Rb	172				160			100				165	172.2	173	168		171			167	179	160	170	174
Re																								
Rh																								
Ru																								
S	98																							
Sb						0.12																		
Sc	0.47							0.64																
Se																								
Sm	18.5	17.5			18.6																	8		
Sn																								
Sr	12	8.5	17		14			10.0				19.9	16.37		19.92					16				
Ta												15	11.6	13	11					23	11.6	40		5
Tb	3.4				3.31							3.22	2.886		3.46					6.1		5.86		7
Te																				3.1		2.83		
Th	17																							
Ti												16	21.03	24	24.16		23	15		26	26	25	19.5	23
Tm	1.8	1.55			1.58							0.497												
U	8											1.5	1.616		1.83					1.6			1.72	
V	1.3		3					4.5				2.6	5.573		5.54		5.4	5		6.1	7.2		5.07	6
W														2										
Y	106.8	52	123																			10	1.37	
Yb	11.6	9.9			11.4			42				106	113.4	119	127		116			76	118	120	102	135
Zn	149	140	152					180				142	151.7	150	11.6					10.9			11.6	
Zr	964	964	983					730				948	961.2	924						145	1000	145	125	139
																				933	1000	934	1011	1011

Table 1 Results submitted for OU-3 (Nanharon microgranite)

Round Identifier	F59	F60	F61	F62	F63	F64	F65	F66	F67	F68	F69	F70	F71	F71	F72	F73	F75	F76	F77	F78	F78
Sample	OU-3	OU-3	OU-3	OU-3	OU-3	OU-3	OU-3	OU-3	OU-3	OU-3	OU-3	OU-3	OU-3	OU-3	OU-3	OU-3	OU-3	OU-3	OU-3	OU-3	OU-3
Technique codes	AA, G	X	A, M, X	I	I	A, M, X	X	X	X, O	M	X	W	X, T, IR	X, T, IR	M, X	X	X	W	A	M	M
Data quality:	2	2	1	2	1	2	1	1	1	1	2	1	1	2	1	2	2	2	2	1	2
SiO <sub>2</sub> % m/m	73	74.18	74.4		73.74	74.2	74.15	74.13	74.29		75.03	74.33	73.63		74.6	74.37	74.02	73.78	74.51		
TiO <sub>2</sub> % m/m		0.22	0.236		0.22	0.22	0.25	0.21	0.229		0.23	0.200	0.22		0.22	0.21	0.23	0.23	0.23		
Al <sub>2</sub> O <sub>3</sub> % m/m	11.09	10.87	11.1		11.54	10.95	10.85	11.24	10.59		11.33	11.09	10.97		11.0	11.03	10.99	11.09	11.70		
Fe <sub>2</sub> O <sub>3</sub> % m/m	3.84		3.82		3.85	3.72	3.92	4.07	3.84		3.83	3.63	3.79		3.76	2.65	4.00	3.85	4.22		
Fe(II)O % m/m		3.38				3.1						3.11						3.15			
MnO % m/m	0.091	0.09	0.093	0.089	0.06	0.079	0.02	0.10	0.089		0.08	0.085	0.09		0.10	0.09	0.09	0.09	0.10		
MgO % m/m	0.024	0.04			0.05			0.03			0.03	0.020	0.05		0.01	0.01	0.07		0.02		
CaO % m/m	0.2	0.23	0.21		0.26	0.20	0.21	0.17	0.22		0.25	0.210	0.19		0.20	0.18	0.21	0.34	0.03		
Na <sub>2</sub> O % m/m	3.83	3.353	3.59	3.83	3.34	3.63	4.02	3.77	3.47		3.55	3.59	3.72		3.63	3.60	3.57	3.76	3.4		
K <sub>2</sub> O % m/m	4.63	4.54	4.58	4.63	4.33	4.71	4.53	4.62	4.23		4.68	4.37	4.82		4.59	4.70	4.59	5.00	4.79		
P <sub>2</sub> O <sub>5</sub> % m/m		0.01					0.01	0.004			0.01	0.010	0.01		0.01				0.01		
H <sub>2</sub> O* % m/m						0.3						0.264						0.34			
CO <sub>2</sub> % m/m			1.91			1.90			1.95			1.83									
LOI % m/m	1.985	2.974	1.91		1.93	1.90	1.98	1.75	1.88		1.74	1.79	1.79		2.17		1.82	1.83	0.34		
Ag mg kg <sup>-1</sup>																					
As mg kg <sup>-1</sup>			2.39	3.6																	
Au mg kg <sup>-1</sup>																					
B mg kg <sup>-1</sup>		25				27	32	56		28.5											
Ba mg kg <sup>-1</sup>			27.3			14															
Be mg kg <sup>-1</sup>			12.9			4															
Bi mg kg <sup>-1</sup>			0.13			1.4															
Br mg kg <sup>-1</sup>			0.26																		
Cd mg kg <sup>-1</sup>			194	207																	
Ce mg kg <sup>-1</sup>		191				216			163	0.785			234.9						1		0.95
Cl mg kg <sup>-1</sup>						100				196									209		
Co mg kg <sup>-1</sup>			0.43			0.6			11	1.11									0.4		0.63
Cr mg kg <sup>-1</sup>	19	18	20.4			21.2		27	14	25.3									25		41
Cs mg kg <sup>-1</sup>			0.67	0.64		3.4				0.683									2		0.63
Cu mg kg <sup>-1</sup>	3	2	1.43							11.8									2		6.4
Dy mg kg <sup>-1</sup>				20.3						20.3											
Er mg kg <sup>-1</sup>				1.24						12.8											
Eu mg kg <sup>-1</sup>						0.73				20.3											
F mg kg <sup>-1</sup>						1100				1.20		1060									
Ga mg kg <sup>-1</sup>			33.5			31			28	39.1	28.2										33
Gd mg kg <sup>-1</sup>										18.3											
Ge mg kg <sup>-1</sup>																					
Hf mg kg <sup>-1</sup>																					
Hg mg kg <sup>-1</sup>				24.9		24.0				24.8											2.2
Ho mg kg <sup>-1</sup>						0.006				4.20											25
I mg kg <sup>-1</sup>																					
In mg kg <sup>-1</sup>																					
Ir mg kg <sup>-1</sup>																					
La mg kg <sup>-1</sup>		91	97.5	91.3		111			104	93.9											
Li mg kg <sup>-1</sup>			1.48																	6	

T : 1 Results submitted for OU-3 (Nanhoron microgranit)

Round identifier	F59	F60	F61	F62	F63	F64	F65	F66	F67	F68	F69	F70	F71	F72	F73	F75	F76	F77	F78	F78	F78
Sample	OU-3	OU-3	OU-3	OU-3	OU-3	OU-3	OU-3	OU-3	OU-3	OU-3	OU-3	OU-3	OU-3	OU-3	OU-3	OU-3	OU-3	OU-3	OU-3	OU-3	OU-3
Lu			1.83	1.69		3.07				1.72			1.81								1.9
Mb														2.3	2.3			7.6			
N									30												
Nb		97	89.0			77	95	91	77	79.7	78.1		86.83					96			88
Nd		87	90.2	86.6		46				87.4			96.81						95		
Ni		1	3.19			10				0.44	0.6			0.8							7.2
Os																					
Pb		33	40.6			31			32	36.7			42.50	37.7				31	38		
Pd	37																				
Pr										23.7			24.73							24	
Pt																					
Rb		179	160	169		172	171	223	177	163	174.4		165.6			172				179	
Re																					
Rh																					
Ru																					
S									188				60					104			
Sb			0.27		0.3	0.4															
Sc			1.78	0.44		0.52				1.99			1.6								0.39
Se														2.8							
Sm				19.3		22.0				19.5			20.39								
Sn						7															
Sr		11	10.6			10	8	7	11	10.9	15.7		8.4	2.8		14		19.4		20.5	12
Ta			4.8	5.19		3.1				5.53			10.9	10.3		16		10		11.4	
Tb				2.93		4.4				3.25			3.40								7.3
Te																					
Th		24	22.2	22.3		22.3			20	21.3			23.19	22.1		23					
Ti			0.95							0.731				0.86							23.3
Tm										1.81			2.18	0.7							
U			4.85	4.87		6.5				6.06			5.81	4.2						2.03	
V			2.75			4				42.3			8	4.2						5.05	
W						3							1.32	0.9				25.9			1.3
Y		124	71.0			110	113	191	105	111	117.7		115.1			10					
Yb			6.93	11.5		13.0				11.9			12.43			108		36.4		120	
Zn	144.5	139	156	162		152	150	153	149	187			165	154						12.9	
Zr		978		954		1000	937	358	903	927	885.2		926.1	437		871		145		1090	161

**Table 2****Assigned values for OU-3 derived from robust statistics**

	Assigned	Target	Measured	Ratio		Assigned	Target	Measured	Ratio
	value	precision	precision	measured/ target		value	precision	precision	measured/ target
	Xa	Ha				Xa	Ha		
SiO <sub>2</sub>	74.0902	0.7751	0.083	0.1071	Ge	1.5	0.11287	0.11721	1.03841
TiO <sub>2</sub>	0.224	0.0056	0.0013	0.2396	Hf	22.631	1.132	0.438	0.387
Al <sub>2</sub> O <sub>3</sub>	11.1078	0.1546	0.0254	0.1644	Ho	4.01181	0.26034	0.08392	0.32234
Fe <sub>2</sub> O <sub>3</sub> T	3.8341	0.0626	0.0151	0.2416	La	94.64	3.817	1.337	0.35
Fe(II)O	3.25563	0.05451	0.03	0.55029	Li	1.41583	0.10747	0.12029	1.11932
MnO	0.0902	0.0026	0.0006	0.2405	Lu	1.62811	0.12101	0.02755	0.22767
CaO	0.2	0.0051	0.0038	0.739	Mo	1.975	0.1426	0.0945	0.6627
Na <sub>2</sub> O	3.678	0.0605	0.0164	0.2706	Nb	80.2614	3.318	1.0984	0.331
K <sub>2</sub> O	4.55	0.0724	0.0094	0.1295	Nd	87	3.5532	0.5606	0.1578
CO <sub>2</sub>	1.91333	0.0347	0.00881	0.25385	Pb	36.2532	1.6891	0.6367	0.3769
LOI	1.815	0.0332	0.0113	0.3408	Pr	22.7	1.1349	0.3766	0.3319
					Rb	171.864	6.336	0.918	0.145
As	3.37931	0.22503	0.3022	1.34295	Sb	0.3	0.02876	0.01079	0.37506
Ba	28.75	1.387	0.82	0.591	Sm	18.7165	0.9633	0.2443	0.2536
Be	10.945	0.6107	0.3302	0.5408	Sn	11.45	0.6345	0.9282	1.4629
Cd	0.38	0.0352	0.0514	1.4608	Sr	11.21	0.6232	0.2356	0.378
Ce	196.337	7.094	3.406	0.48	Ta	5.7485	0.3534	0.1949	0.5516
Cr	18.6128	0.9588	0.874	0.9116	Tb	3.08152	0.20807	0.05633	0.27071
Cs	0.6674	0.0567	0.0143	0.2516	Th	22.8445	1.141	0.3604	0.3159
Cu	3.3	0.2205	0.3258	1.4772	Tl	0.7355	0.0616	0.0586	0.9512
Dy	18.8723	0.9701	0.3891	0.4011	Tm	1.73173	0.12752	0.04387	0.34405
Er	11.4472	0.6344	0.2093	0.3299	U	5.5396	0.3424	0.0958	0.2798
Eu	1.15196	0.0902	0.02169	0.24043	Y	113.146	4.442	1.247	0.281
F	1100	30.67	36.21	1.18	Yb	11.3745	0.631	0.1741	0.2759
Ga	32.1145	1.5239	0.2945	0.1933	Zn	149.218	5.619	1.504	0.268
Gd	18.0729	0.9351	0.3653	0.3906	Zr	942.79	26.9	7.53	0.28

Concentration units: Majors % m/m, traces mg kg<sup>-1</sup>

Values were not assigned to elements omitted from this table owing to insufficient data or an unsatisfactory statistical distribution

Table 3 Z-scores for OU-3 (Nanhoron microgranite)

Table 3												
Z-scores for results from the analysis of OU-3 (Nanhoron microgranite)												
Round identifier:	F1	F2	F2	F3	F4	F5	F6	F7	F8	F9	F9	F10
Sample	OU-3	OU-3	OU-3	OU-3	OU-3	OU-3	OU-3	OU-3	OU-3	OU-3	OU-3	OU-3
Technique codes:	A,M	X	X	X	X	M, X, W	W, X	G, M, X	X	X	X	X
Data quality:	2	1	2	2	1	1	2	1	2	1	2	2
SiO <sub>2</sub>	0.33	0.27		0.21	0.24	-1.20	0.39	0.21	-0.64	-3.34		-0.16
TiO <sub>2</sub>	0.54	-1.07		0.54	2.86	1.07	-0.36	-0.71		-0.71		0.54
Al <sub>2</sub> O <sub>3</sub>	-0.19	-0.99		0.36	-1.28	0.79	-0.09	0.34	19.38	8.55		0.36
Fe <sub>2</sub> O <sub>3</sub>	1.33	-0.21		-0.43	2.17	-0.70	1.40	-0.38	-1.63	1.85		0.61
Fe(II)O						0.45						
MnO	-1.00	0.31		-0.04	-7.77	26.85	-1.96	-0.08	-0.04	-0.08		0.35
CaO	0.00	1.96		1.96	-1.96	0.00	0.98	-1.96	13.73	50.98		1.96
Na <sub>2</sub> O	-0.81	0.08		-0.31	1.36	-1.29	0.68	-1.12	1.83	13.92		0.51
K <sub>2</sub> O	-0.55	0.46		0.69	-2.49	0.55	-1.17	0.28	-0.55	0.14		-0.28
CO <sub>2</sub>												
LOI	-0.83	1.66		-3.24	-1.36		-0.23	-0.75			-0.83	1.88
			-3.06		-1.69	1.43			5.38	-5.24		-0.84
As												
Ba	-0.85	0.90		-4.96	-1.26	-13.52		0.47	36.50	-7.03		6.94
Be						-0.89		-0.07				
Cd										0.57		
Ce	0.12			2.23	-0.19	0.22		-0.89		-1.27		3.01
Cr	4.37		-1.88	-6.06	0.40	-2.73		2.28	-3.45	3.53		-1.88
Cs	-0.07					0.57		0.05				
Cu	6.12		1.59			12.24		0.00	-0.23	-7.26		
Dy	0.27					-0.89		-1.31				
Er	-0.35					-0.47		-1.02				
Eu	0.27					0.42		-1.06				
F				1.63		8.80	1.32					
Ga		-0.73		0.95	-0.08	0.71		0.19		0.84		-0.04
Gd	-0.36					0.82		-2.11				
Ge				-1.33		5.32				-1.77		
Hf	-0.23			-2.49				-1.44		-0.20		-0.28
Ho	0.17					-1.12		-1.27				
La	0.09			1.62	-0.95	0.02		-1.22		-3.55		1.10
Lj						-3.87		0.78				
Lu	0.26					-0.31		-1.14				
Mo	-0.26		7.10	0.09	4.38	-0.53		-0.39		-4.03		
Nb	-0.49	0.73		-2.90	2.33	0.22		0.98		-0.92		-0.49
Nd	-0.07			0.99	0.56	0.23		0.31		-4.36		
Pb	0.81	-1.93		-1.56	-0.15	0.15		-1.33	-1.56	-2.40		-0.67
Pr	0.31			-6.48		0.53		0.44		-10.75		
Rb	-0.15	0.83		0.96		0.65		-0.14		-0.28		-0.30
Sb	0.52					3.48		0.70		3.48		
Sm	-0.06			-6.60		0.11		-1.57		23.13		
Sn	-0.12			9.10		-8.59		1.65		1.18		
Sr	-0.97	0.14		-4.18	-5.15	4.48		-1.14	3.84	0.14		-0.97
Ta	0.21			10.26		0.71		-2.00		14.86		-2.47
Tb	0.16					1.29		-1.21				
Th	0.29		0.51	1.82	3.64	0.14		-0.04		11.09		2.26
Tl				3.77				-2.04		10.79		
Tm	0.70											
U	-0.20		-8.09	0.67	-1.58	0.47		-0.12		-0.12		0.67
Y	-0.47	1.97		-1.82	4.69	-0.33		-1.16		1.14		-0.92
Yb	-0.30					-0.70		-1.66		6.06		
Zn	-0.73	-1.82		0.07	-2.17	-1.64		-2.35	1.85	-0.57		-1.09
Zr	0.60	0.38		0.75	3.50	-1.07		1.01		2.13		0.17

Table 3 Z-scores for OU-3. (Nanhoron microgranite)

	te)											
Round identifier:	F11	F11	F12	F13	F15	F15	F16	F17	F18	F19	F20	F21
Sample	OU-3	OU-3	OU-3	OU-3	OU-3	OU-3	OU-3	OU-3	OU-3	OU-3	OU-3	OU-3
Technique codes:	X	X	A, M	AA, A, G, W	M	M	I	X	M, X, AA, G	X, W	X	I
Data quality:	1	2	2	1	1	2	2	2	1	1	X	1
SiO <sub>2</sub>	2.58		-1.70	0.23				1.88	0.14	-0.57	0.94	
TiO <sub>2</sub>	1.07		-0.36	-0.71					0.36	0.89	1.25	
Al <sub>2</sub> O <sub>3</sub>	1.83		-1.38	1.05				2.14	0.47	0.32	-0.41	
Fe <sub>2</sub> O <sub>3</sub>	0.09		-0.19	-0.38			0.45	-1.23	0.25	0.54	0.83	-2.78
Fe(II)O				2.65						1.00		
MnO	1.85		-1.19	0.69				0.35	-1.62	0.46	-0.04	
CaO	7.45		4.90	0.00				5.88	-2.16	0.39	2.35	
Na <sub>2</sub> O	2.35		-0.95	-0.13			0.68	3.90	3.01	0.36	0.28	-3.27
K <sub>2</sub> O	-0.83		-0.55	-0.69			-18.02	0.14	-3.45	0.14	0.70	
CO <sub>2</sub>				-0.10					-0.38			
LOI	-1.66			3.46					-3.77	-1.96	-2.41	
		5.82					0.71				-3.82	-1.69
As												
Ba					-0.76			36.50	-3.64	-3.79	0.25	2.13
Be			0.04	-1.55					-1.22			
Cd												
Ce			0.01		0.23				-3.71	3.86		-0.33
Cr			0.15				8.65		-4.29	9.89	-7.78	-3.77
Cs					0.03		-0.59		-1.54			-1.01
Cu		40.14	-0.23	-1.36						3.63	-9.80	
Dy			0.73		1.06				-1.21			
Er			0.76		0.87				-1.65			
Eu			0.32		0.31		-2.12		-1.46			-0.13
F												
Ga	0.58		0.17						-0.73			
Gd			-0.32		0.56				-2.43			
Ge									3.01			
Hf			0.19			1.09	0.87		-3.03			0.68
Ho			1.01		0.22				-1.97			
La			-0.54		-0.67		0.60		-2.23	8.01		-2.18
Li				-3.87								
Lu			0.21		0.43		0.50		-2.13			
Mo									-0.18		5.22	2.28
Nb	1.43		-0.79						-3.76	0.16	-0.24	
Nd			0.00		-0.11		0.68		-4.11			0.28
Pb	-1.93			-0.74		0.75			1.03	-2.16	-2.18	
Pr			0.09		1.23				-1.59			
Rb	-0.93		0.89	0.65	0.34		0.48	-0.54	-3.61	0.38	-0.56	-1.87
Sb							0.70		0.00			1.74
Sm			0.05		-0.43		0.29		-2.82			-0.64
Sn									-3.17			
Sr		-0.97	-2.06	4.48	-0.02				-2.07	1.59	5.58	-3.55
Ta			0.06				1.06		-3.65			0.80
Tb			0.12		0.33		0.57		-1.50			-1.55
Th	-3.37		-0.27		0.05		1.15		-2.76		-1.24	-0.65
Tl									v			
Tm					0.69				-1.50			
U		0.67	-0.67		-0.17		0.32		-1.98			-0.61
Y	0.87		1.41		-0.71				-2.28	-0.33	0.09	
Yb			0.42		0.36		0.83		-2.02			0.52
Zn	-1.46		2.87	2.27					1.21	-0.93	-1.59	-3.06
Zr	-1.40		0.04			1.94	3.98	-2.75	-2.30	1.25	-1.35	-0.92

Table 3 Z-scores for OU-3 (Nanhoron microgranite)

Round identifier:	F22	F22	F23	F24	F25	F26	F26	F27	F28	F29	F30	F31
Sample	OU-3	OU-3	OU-3	OU-3	OU-3	OU-3	OU-3	OU-3	OU-3	OU-3	OU-3	OU-3
Technique codes:	X, AA	X, AA	X	X, A, I, AA, Y	A, M	X	X	X	X	X, T	X	G
Data quality:	1	2	2	2	2	1	2	1	1	2	1	1
SiO <sub>2</sub>	-0.16		0.78	-0.45	-0.08	0.99		-0.12	0.46	0.14	0.59	-3.96
TiO <sub>2</sub>	-0.71		0.54	-0.36	-0.36	-0.71		-0.36	-0.89	0.54	-2.50	
Al <sub>2</sub> O <sub>3</sub>	-0.44		1.59	0.30	-0.61	-0.89		-0.44	0.08	-0.51	-3.28	0.92
Fe <sub>2</sub> O <sub>3</sub>	-1.50		1.80	-0.91	0.45	-1.02		0.09	0.09	0.29	6.00	
Fe(II)O	1.55			-0.33						-0.42		
MnO	3.77		1.88	-0.04	-0.04	-0.08		-0.08	-0.08	0.92	3.77	
CaO	0.00		-10.78	-10.78	5.88	9.80		-1.18	-1.96	2.94	-3.92	
Na <sub>2</sub> O	1.36		1.09	0.43	-0.73	-5.42		0.03	-2.28	-0.15	-0.30	
K <sub>2</sub> O	0.69		-0.48	-0.28	-1.24	-0.41		0.15	0.14	0.28	0.14	
CO <sub>2</sub>												
LOI	-5.27		2.94	0.08	0.83	-0.45			-3.46	0.08		0.75
				-0.18								
As												
Ba					0.63	-4.15		0.90		7.66		
Be				-0.77								
Cd												
Ce				-1.15	2.23		-2.28			0.33		
Cr		12.72				-6.90		-1.68	-3.77	0.72	-1.68	
Cs				-1.48	0.29							
Cu		3.85		33.33					-2.27		-10.43	
Dy				-3.03	0.84							
Er					0.99							
Eu					1.93							
F												
Ga				0.29	0.62	-0.73		-1.39		-0.37		
Gd					1.40							
Ge												
Hf				-0.72	0.60		-2.05					
Ho				3.05	0.36							
La				0.44	1.42		2.80			-0.21		
Li				2.72								
Lu				0.30	0.71							
Mo				0.09		7.19			-6.84			
Nb				-0.49	-0.19	0.83		-0.50	1.13	-0.79		
Nd				-3.94	-0.14		1.69			0.00		
Pb				6.73	-1.85	-0.74		-0.15	-1.33	-0.67		
Pr				0.13	0.00							
Rb		-1.80		0.72	0.44	0.18		0.49	0.02	0.25	0.65	
Sb				0.00								
Sm				0.67	0.25							
Sn					-4.29							
Sr		26.31		3.04	2.88	-1.94		1.27	-0.98	0.63	-0.34	
Ta					0.36							
Tb				-5.48	0.77							
Th				-0.37	-0.37	0.14			-0.74	-2.56		
Tl												
Tm				-1.30	0.66							
U				-0.93	-0.79	1.34			1.93	-0.79		
Y				0.55	0.10	0.87		0.42	0.64	0.88	1.32	
Yb				1.29	0.89							
Zn		0.07		0.60	-0.82	-1.82		1.38	-1.46	0.60	-0.39	
Zr				-0.89	-1.30	1.90		-1.22	2.16	0.54	4.02	

Table 3 Z-scores for OU-3 (Nanhoron microgranite)

Round identifier:	F31	F32	F32	F33	F34	F34	F35	F35	F36	F37	F38	F39
Sample	OU-3	OU-3	OU-3	OU-3	OU-3	OU-3	OU-3	OU-3	OU-3	OU-3	OU-3	OU-3
Technique codes:	AA, M	X	X	A, M, O	I	I	X	X	M, A, V, Si, Ti	X, M	M	A, X
Data quality:	2	1	2	2	1	2	1	2	2	2	2	1
SiO <sub>2</sub>		0.79		-0.55			-0.23		0.14	0.39		0.04
TiO <sub>2</sub>	1.61	-0.71		0.54			-2.59		-0.36	0.54	0.54	0.54
Al <sub>2</sub> O <sub>3</sub>		0.60		0.27			0.60		-0.03	-0.03		-0.76
Fe <sub>2</sub> O <sub>3</sub>	-6.66	-0.07		2.92		-1.27	-1.74		0.93	-0.19		0.41
Fe(II)O				-1.06					0.41			2.28
MnO	-2.54	1.85		-0.04			2.04		0.73	0.35	-0.04	0.31
CaO		5.88		0.00			0.00		0.98	2.94		0.00
Na <sub>2</sub> O	2.99	0.36		-1.22		0.42	0.20		0.60	-0.56		0.69
K <sub>2</sub> O	-21.89	2.35		-0.55			-0.28		0.00	-0.21		-0.41
CO <sub>2</sub>				0.38					-0.19			-0.38
LOI		0.45		-0.38			0.69		-0.68	-0.08		-0.15
				0.62		-1.13			-4.40			
As												
Ba	19.16	7.39		-0.20			10.27		-0.27	-0.63	4.96	-1.19
Be				0.78					0.13	-0.53		
Cd				1.85					-2.56	7.24	3.13	
Ce	-0.46	1.64		0.89	-0.72		-3.43		0.61	1.60	-0.65	
Cr	-6.30	3.53		1.71		4.64	-9.50		1.24	1.77	0.72	
Cs	-0.07			2.05					0.20		-0.13	
Cu	35.15						-14.97		-0.68	-0.45		
Dy	-1.64			-0.09					0.94	-0.97	0.06	
Er	0.17			-0.35					0.44	-1.14	-0.16	
Eu	-0.79			0.21	-0.23				0.82	0.49	0.20	
F			-7.34	0.00					-1.63	6.52		
Ga	-6.16	-0.73		1.96			0.58		0.29	0.62	-0.12	
Gd	-1.38			0.01					-0.31	2.10	0.11	
Ge				-0.49					0.00	0.00		
Hf	40.07	-3.21		0.07		-0.03			0.38	-0.72		
Ho	-0.85			-0.23	1.38				0.55	-0.77	-0.10	
La	-1.62	-1.22		0.70	-0.21		-0.56		0.44	1.23	0.12	
Li				0.39					-0.07	1.42		
Lu	-1.89			-0.16	0.85				0.30	-0.16	-0.21	
Mo				-1.42		12.89			-1.31	0.79	0.09	
Nb	-1.43	-3.09		0.29			-2.64		1.54	-2.00	-2.44	
Nd	-0.14	0.28		0.32	0.19				0.14	1.69	0.17	
Pb	0.30	-4.29		0.07			3.11		0.52	1.41	1.33	
Pr	0.45	-4.14		0.40					0.79	1.45	-0.04	
Rb	0.33	-0.61		1.83		0.10	0.34		0.48	0.72	-0.21	
Sb				0.17		-0.37			-0.70	-0.35		
Sm	-0.15	0.29		-0.06	0.52				0.41	0.61	-0.26	
Sn		7.17		1.22					0.43	-4.06	-0.59	
Sr	0.34	9.29		-0.17			1.27		0.23	-0.41	0.01	
Ta	-5.91			0.85		0.03			1.77	-1.34	0.02	
Tb	-0.70			-0.56	-0.96				0.04	-0.68	-0.27	
Th		7.15		-0.19		-0.39			0.73	0.94	0.08	
Tl									0.04	-0.61		
Tm	4.15			0.11					0.66	-0.44	-0.17	
U		10.11		0.02		-0.30			0.67	0.23	-0.22	
Y	-0.88	-0.03		-0.02			-1.38		0.21	-3.17	0.49	
Yb	-0.26			-0.53	0.31				0.10	-0.61	-0.54	
Zn	1.80	1.92		1.49		0.74	0.23		0.51	-0.64	-0.64	
Zr		-1.96		-1.58		1.38	-0.85		-0.61	0.30	-0.42	

Table 3 Z-scores for OU-3 (Nanhoron microgranite)

Round identifier:	F39	F40	F41	F42	F43	F43	F44	F45	F45	F46	F47	F48
Sample	OU-3	OU-3	OU-3	OU-3	OU-3	OU-3	OU-3	OU-3	OU-3	OU-3	OU-3	OU-3
Technique codes:	A, X	A, M, X	A, AA, T	A, X, W	D, E, AA, M	D, E, AA, M	X	A, AA	A, AA	W, AA, G, V	A, X, AA	X, M
Data quality:	2	2	1	2	1	2	1	1	2	1	2	2
SiO <sub>2</sub>		-0.26	-0.12	1.23	0.27		-1.92			-1.02	0.10	-0.39
TiO <sub>2</sub>		-0.18	-0.71	-9.73	2.68		4.64	-20.36		2.86	-1.52	-0.36
Al <sub>2</sub> O <sub>3</sub>		0.14	-0.70	-1.49	0.34		0.34	-7.17		-7.17	0.30	-0.12
Fe <sub>2</sub> O <sub>3</sub>		1.40	-0.07	-1.26	0.73		2.97	1.85			-0.11	-0.11
Fe(II)O			-2.86							1.91	0.22	
MnO		1.50	-0.08	-1.19		-0.23	12.62	-3.15		-0.08	0.73	-0.04
CaO		0.00	35.29	-13.33	-9.02		23.53	-9.80		-19.61	0.00	-2.94
Na <sub>2</sub> O		29.98	-0.30	-1.54	-0.13		14.58	0.36		-0.13	-0.81	-0.31
K <sub>2</sub> O		0.47	-0.28	-2.33	-0.97		1.66	-4.83		-2.49	1.38	0.35
CO <sub>2</sub>												
LOI		5.51	10.69	-0.17		0.23	0.45			5.57	-0.53	-0.83
						1.38						
As												
Ba		-2.07	1.62			-2.79		-2.70				-1.64
Be	0.95					1.27					-0.36	-1.00
Cd						-0.28		3.41				-1.46
Ce	-0.70	-0.45			-4.28						2.16	-1.44
Cr	-1.52		24.39			-0.84	-13.99	-8.98			-0.84	-2.46
Cs						-0.51						-0.07
Cu	-0.68		3.17			6.12		-5.90			2.72	-3.17
Dy	1.05	-0.19			-0.59						-1.07	-0.37
Er	0.44	-0.75			-0.07						-1.06	-0.42
Eu	1.37	-0.29			0.31						-0.07	-0.62
F						0.33						
Ga	-0.69										-0.37	0.13
Gd	0.34	0.23			1.63						-0.63	-1.04
Ge					-3.54							0.89
Hf						-3.02						0.59
Ho	-0.02	-0.79			-0.89						0.36	-0.60
La	-0.50	-0.54			0.38						1.75	-1.62
Li	-1.93	-6.59			5.44			-3.87				-0.12
Lu	0.34	-0.74			0.68						-1.03	-0.58
Mo						1.14		-9.64			-0.96	-5.94
Nb	-0.04		0.22			1.17					-1.55	-1.06
Nd	0.21	-0.42				-1.03					1.27	-1.49
Pb	2.59	-0.07				5.55		0.44			1.11	-0.19
Pr	1.76	-0.09			-2.26						-0.04	-0.68
Rb	0.01				-1.87			-11.34			-0.54	0.03
Sb						-3.13						-0.87
Sm	-0.11	-0.63			-0.12						0.61	-1.22
Sn						9.89					0.51	0.12
Sr	0.63	-2.17	9.29		4.48			-1.94			3.04	0.31
Ta												-0.07
Tb	0.77				1.10						0.33	-0.47
Th	-2.56					0.07					-3.00	-0.80
Tl												-1.94
Tm	0.27	-0.71			-1.19						-0.91	-0.45
U	3.59					0.67					-4.29	0.05
Y	-0.71	-6.88	2.22			0.66		-16.02			-0.80	0.03
Yb	0.18	-1.17			0.04						-0.38	-0.69
Zn	-0.02	-0.82	0.50			-0.91		5.48			-0.64	0.22
Zr	0.39		1.49			-0.07		-7.91			0.10	0.34

Table 3 Z-scores for OU-3 (Nanhoron microgranite)

Round identifier:	F49	F49	F50	F51	F52	F53	F54	F55	F56	F57	F57	F58
Sample	OU-3	OU-3	OU-3	OU-3	OU-3	OU-3	OU-3	OU-3	OU-3	OU-3	OU-3	OU-3
Technique codes:	X	X	M	X	X	X	X, A, M, W	X, AA	X	M	M	X
Data quality:	1	2	1	2	1	2	2	2	2	1	2	1
SiO <sub>2</sub>	-0.01			0.21	1.03	-0.08	0.30		-0.45			-0.25
TiO <sub>2</sub>	-0.71			1.43	-0.71	0.89	0.54		0.54		-0.36	1.07
Al <sub>2</sub> O <sub>3</sub>	0.01			0.27	0.47	-0.36	1.27		-0.35			-0.70
Fe <sub>2</sub> O <sub>3</sub>	2.97			0.53	-1.50	-0.75	0.13		0.13			-0.07
Fe(II)O												
MnO	-0.08			0.35	1.08	-0.23	-0.04		-0.04		-8.12	-0.08
CaO	1.96			2.94	3.92	-2.70	0.00		-0.98			0.00
Na <sub>2</sub> O	0.53			-0.48	-0.30	-0.11	-0.64		-1.47			0.20
K <sub>2</sub> O	0.14			0.14	-0.14	0.68	-0.35		0.00			0.00
CO <sub>2</sub>							4.13					
LOI		-0.23		-1.13	1.96	0.53	2.48					
						5.82		8.27				
As												
Ba	-18.57		-1.26		5.23		0.09		0.45	3.86		
Be							0.05					
Cd								-0.43				
Ce	-27.68	-0.59	-0.82		5.59		-0.02		-2.56	-3.01		
Cr	-1.68				0.40	-1.36	-2.41		0.72	5.31		22.31
Cs			-0.13				3.81				-2.62	
Cu	-10.43					6.12				3.99		3.17
Dy			3.65				-0.40			-1.52		
Er			1.97				0.20			-1.02		
Eu			0.98				-0.29			-1.46		
F							0.00			-35.87		
Ga	-0.73				-0.73		-0.04			0.12		-0.08
Gd			1.59				0.50			-1.90		
Ge							2.21			-13.29		
Hf			0.62				0.56			1.03		-0.56
Ho			2.22				-0.79			-0.58		
La		-0.87	0.50				-1.39		-0.61	-3.63		
Li												
Lu			0.18				-0.53			-0.40		
Mo										-0.39		
Nb	0.22		1.40		-0.08		0.26	2.52		2.66		0.22
Nd			-1.04				-0.99		-4.50	-2.65		
Pb		0.52	0.95		-1.33	2.29	1.11	-0.67	7.03	-4.35		-2.52
Pr			-1.16				-0.31		-1.19	-2.11		
Rb	0.18		-0.61		-0.14		-0.38	0.56	-0.94	-0.29		0.34
Sb												
Sm			1.25				-1.41			-1.57		
Sn										-5.04		
Sr	2.87		-0.34		-0.34		9.46	0.31	23.10	1.75		-9.96
Ta			0.82				0.50			0.32		3.54
Tb			1.82				0.04			-1.21		
Th		0.51	1.15		0.14	-3.44	1.38	1.38	0.94	-2.93		0.14
Tl												
Tm			0.77				-0.52			-0.09		
U			0.00		-0.41	-0.79	0.82	2.42		-1.37		1.34
Y	1.32		3.12		0.64		-4.18	0.55	0.77	-2.51		4.92
Yb			0.36				-0.38			0.36		
Zn	0.14				-2.00	-0.38	2.03		-0.38	-4.31		-1.82
Zr	-0.70				0.34	-0.33	-0.18	1.06	1.06	-0.33		2.54

Table 3 Z-scores for OU-3 (Nanhonon microgranite)

Round identifier:	F59	F60	F61	F62	F62	F63	F64	F65	F66	F67	F68	F69
Sample	OU-3	OU-3	OU-3	OU-3	OU-3	OU-3	OU-3	OU-3	OU-3	OU-3	OU-3	OU-3
Technique codes:	AA, G	X	A, M, X	I	I	I	A, M, I, X	X	X	X, O	M	X
Data quality:	2	2	1	1	2	1	2	1	1	1	1	2
SiO <sub>2</sub>	-0.70	0.06	0.40			-0.45	0.07	0.08	0.05	0.26		0.61
TiO <sub>2</sub>		-0.36	2.14	-3.04			-0.36	4.64	-2.50	0.89		0.54
Al <sub>2</sub> O <sub>3</sub>	-0.06	-0.77	-0.05	2.08		2.80	-0.51	-1.67	0.86	-3.35		0.72
Fe <sub>2</sub> O <sub>3</sub>	0.05		-0.23	-1.34		0.25	-0.91	1.37	3.77	0.09		-0.03
Fe(II)O		1.14					-1.43					
MnO	0.15	-0.04	1.08	-0.46		-11.62	-2.15	-27.00	3.77	-0.46		-1.96
CaO	0.00	2.94	1.96			11.76	0.00	1.96	-5.88	3.92		4.90
Na <sub>2</sub> O	1.26	-2.69	-1.45	2.51		-5.59	-0.40	5.65	1.52	-3.44		-1.06
K <sub>2</sub> O	0.55	-0.07	0.41	1.10		-3.04	1.10	-0.28	0.97	-4.42		0.90
CO <sub>2</sub>			-0.10				-0.19			1.06		
LOI	2.56	17.45	2.86			3.46	1.28	4.97	-1.96	1.96		-1.13
			-4.40	0.98			-3.06					
As												
Ba		-1.35	-1.05				-0.63	2.34	19.65			-0.18
Be			3.20				2.50					
Cd			-3.41									11.51
Ce		-0.38	-0.33	1.50			1.39			-4.70		-0.05
Cr	0.20	-0.32	1.86		-0.89		1.35		8.75	-4.81		6.97
Cs			0.05	-0.48			24.10					0.28
Cu	-0.68	-2.95	-8.48	v								38.55
Dy				1.47								1.47
Er												2.13
Eu				0.98			-2.34					0.53
F							0.00					
Ga			0.91				-0.37			-2.70	4.58	-1.28
Gd											0.24	
Ge												
Hf				2.00			0.60					1.92
Ho												0.72
La		-0.48	0.75	-0.88			2.14			2.45		-0.19
Li			0.60									
Lu				0.51			5.96					0.76
Mo			-1.02									
Nb		2.52	2.63				-0.49	4.44	3.24	-0.98	-0.17	-0.33
Nd		0.00	0.90	-0.11			-5.77					0.11
Pb		-0.96	2.57				-1.56			-2.52		0.26
Pr												0.88
Rb		0.56	-1.87	-0.45			0.01	-0.14	8.07	0.81	-1.40	0.20
Sb			-1.04		0.00		1.74					
Sm				0.61			1.70					0.81
Sn							-3.51					
Sr		-0.17	-0.98				-0.97	-5.15	-6.76	-0.34	-0.50	3.60
Ta			-2.68	-1.58			-3.75					-0.62
Tb				-0.73			3.17					0.81
Th		0.51	-0.56	-0.48			-0.24			-2.49		-1.35
Tl			3.48									-0.07
Tm												0.61
U			-2.01	-1.96			1.40					1.52
Y		1.22	-9.49	-25.47			-0.35	-0.03	17.53	-1.83	-0.48	0.51
Yb			-7.04	0.20			1.29					0.83
Zn	-0.42	-0.91	1.21	2.27			0.25	0.14	0.67	-0.04	6.72	
Zr		0.65		0.42			1.06	-0.22	-21.74	-1.48	-0.59	-1.07

Table 3 Z-scores for OU-3 (Nanhoron microgranite)

Round identifier:	F70	F71	F71	F72	F73	F75	F76	F77	F78	F78
Sample	OU-3	OU-3	OU-3	OU-3	OU-3	OU-3	OU-3	OU-3	OU-3	OU-3
Technique codes:	W	X, T, IR	X, T, IR	M, X	X	X	W	A	M	M
Data quality:	1	1	2	1	2	2	2	2	1	2
SiO <sub>2</sub>	0.31	-0.59		0.66	0.18	-0.05	-0.20	0.27		
TiO <sub>2</sub>	-4.29	-0.71		-0.71	-1.25	0.54	0.54	0.54		
Al <sub>2</sub> O <sub>3</sub>	-0.12	-0.89		-0.70	-0.25	-0.38	-0.06	1.92		
Fe <sub>2</sub> O <sub>3</sub>	-3.26	-0.70		-1.18	-9.46	1.33	0.13	3.08		
Fe(II)O	-2.67		-0.69				-0.97			
MnO	-2.00	-0.08		3.77	-0.04	-0.04	-0.04	1.88		
CaO	1.96	-1.96		0.00	-1.96	0.98	13.73	-16.67		
Na <sub>2</sub> O	-1.45	0.69		-0.79	-0.64	-0.89	0.68	-2.30		
K <sub>2</sub> O	-2.49	3.73		0.55	1.04	0.28	3.11	1.66		
CO <sub>2</sub>	-2.40		-0.05							
LOI	-0.75	-0.75		10.69		0.08	0.23	-22.21		
				-2.57				-6.84		
As										
Ba			2.25	0.76		-1.35		0.45	-0.54	
Be			2.42	-2.86				-8.31		
Cd				-2.27				8.81		8.10
Ce		5.43							1.79	
Cr				5.31				3.33		11.67
Cs		1.63		0.57					-0.66	
Cu			1.59	3.63				-2.95		7.03
Dy		2.85							3.53	
Er		1.77							4.02	
Eu		0.31							1.64	
F	-1.30									
Ga			0.91							0.29
Gd		1.76							0.99	
Ge										3.10
Hf		2.40								1.05
Ho		2.30							2.26	
La		0.67							0.36	
Li								21.33		
Lu		1.50							2.25	
Mo			1.14	2.28				19.72		
Nb		1.98				0.71		2.37		1.17
Nd		2.76							2.25	
Pb			1.85	0.86				-1.56	1.03	
Pr		1.79							1.15	
Rb		-0.99				0.01			1.13	
Sb										1.56
Sm		1.74							1.85	
Sn			-2.40	-13.63		2.01		6.26		0.43
Sr			-0.25	-1.46		3.84		-0.97	0.30	
Ta		1.73								2.20
Tb		1.53							1.53	
Th		0.30		-0.65		0.07			0.40	
Tl			1.01	-0.58						
Tm		3.52							2.34	
U		0.79		-3.91					-1.43	
Y		0.43				-0.58		-8.64	1.54	
Yb		1.67							2.42	
Zn			1.40	0.85				-0.38		1.05
Zr		-0.62		-18.80		-1.33			5.47	

Table 4 Results submitted for CAL-S (limestone)

Table 4		Results submitted in the GeoPT6A round for the analysis of CAL-S (Limestone)																	
Round Identifier	G1	G2	G3	G4	G5	G6	G8	G9	G9	G10	G11	G11	G13	G14	G14	G15	G15	G18	G19
Sample	CAL-S	CAL-S	CAL-S	CAL-S	CAL-S	CAL-S	CAL-S	CAL-S	CAL-S	CAL-S	CAL-S	CAL-S	CAL-S	CAL-S	CAL-S	CAL-S	CAL-S	CAL-S	CAL-S
Technique codes	A, M	X	X	X	M, X, W	G, A	X	X	X	X	X	X	AA	AA, A, W	AA, A, W	M	M	A, X, G, AA	X, G, W
Data quality	2	2	2	1	1	1	2	1	1	2	2	1	1	1	2	2	2	1	1
SiO <sub>2</sub> % m/m	0.06	0.482	0.06	0.08	0.05	0.039	0.77				0.074	0.05	0.05	0.001				0.1	
TiO <sub>2</sub> % m/m	0.002	0.016		0.01	0.01						0.0011	0.015	0.016	0.015				0.02	0.005
Al <sub>2</sub> O <sub>3</sub> % m/m	0.02	0.022		0.04	0.04	0.017		0.14					0.041	0.015				0.02	0.005
Fe <sub>2</sub> O <sub>3</sub> % m/m	0.04	0.052	0.04	0.06	0.04	0.051		0.077		0.06	0.044	0.05	0.041	0.039		0.087		0.043	0.005
Fe(II) % m/m																			0.04
MnO % m/m	0.001	0.002	0.002	0.06	0.07			0.017		0.004			0.0013	0.0013				0.0013	0.0024
MgO % m/m	0.34	0.318	0.43	0.47	0.54	0.395	0.28	0.55		0.44		0.2	0.374	0.34				0.313	0.447
CaO % m/m	55.6	55.642	55.53	56.10	55.21	55.42	59.6	54.8		55.34	55.22	47.41	55.21	55.38				56	55.14
Na <sub>2</sub> O % m/m	0.05	0			0.02	0.016		0.11		0.04			0.013	0.012		0.012			0.019
K <sub>2</sub> O % m/m	0.035	0.006			0.01	0.003	0.006			0.03		0.0009	0.002	0.0018					0.019
P <sub>2</sub> O <sub>5</sub> % m/m	0.003	0.014	0.01	0.02	0.01	0.014				0.009			0.002	0.0022					0.0057
H <sub>2</sub> O % m/m													0.17					0.08	
CO <sub>2</sub> % m/m													43.72					44.4	44.175
LOI % m/m	43.91	43.92	43.87	43.42		43.97				43.8	43.35		43.95	43.97				43.4	43.07
Ag mg kg <sup>-1</sup>																			
As mg kg <sup>-1</sup>																			
Au mg kg <sup>-1</sup>		5	13		0.4		1.00												
B mg kg <sup>-1</sup>																			
Ba mg kg <sup>-1</sup>	0.5	5	15		14		110.0												
Be mg kg <sup>-1</sup>																			
Bi mg kg <sup>-1</sup>								1.6											
Br mg kg <sup>-1</sup>																			
Brd mg kg <sup>-1</sup>																			
Cd mg kg <sup>-1</sup>																			
Ce mg kg <sup>-1</sup>	0.42			10	0.36					11			0.3			0.292		0.36	18.6
Cl mg kg <sup>-1</sup>																		38	
Co mg kg <sup>-1</sup>	0.8	3					1.00												
Cr mg kg <sup>-1</sup>	2.5	3	9		4		7.10											1.58	33.4
Cs mg kg <sup>-1</sup>	0.01															0.0087		1.93	33.4
Cu mg kg <sup>-1</sup>	9.0	3		5	11		6.00												5.2
Dy mg kg <sup>-1</sup>	0.1				0.10													0.12	
Er mg kg <sup>-1</sup>	0.08				0.07														
Eu mg kg <sup>-1</sup>	0.02				0.01													0.034	
F mg kg <sup>-1</sup>			440																
Ga mg kg <sup>-1</sup>	2			1.8															
Gd mg kg <sup>-1</sup>	0.09				0.10														
Ge mg kg <sup>-1</sup>																			
Hf mg kg <sup>-1</sup>	0.01									4								0.022	
Hg mg kg <sup>-1</sup>								1.5											
Ho mg kg <sup>-1</sup>	0.03				0.03														
I mg kg <sup>-1</sup>																			
In mg kg <sup>-1</sup>																			
Ir mg kg <sup>-1</sup>																			
La mg kg <sup>-1</sup>	0.89				0.82														
Li mg kg <sup>-1</sup>													0.3					0.0014	0.68

Table 4 Results submitted for CAL-S (limestone)

Round Identifier	G1-S	G2	G3	G4	G5	G6	G8	G9	G9	G10	G11	G11	G12	G13	G14	G14	G15	G15	G16	G18	G19
Sample	CAL-S	CAL-S	CAL-S	CAL-S	CAL-S	CAL-S	CAL-S	CAL-S	CAL-S	CAL-S	CAL-S	CAL-S	CAL-S	CAL-S	CAL-S	CAL-S	CAL-S	CAL-S	CAL-S	CAL-S	CAL-S
Lu	0.01				0.01												0.0108		0.011		
Mg	0.15	0		1.3	0.2			1.5													
N		2.4		0.6	0.1						2										0.3
Nb	0.42				0.38												0.339		0.35		
Nd	5.0	1			3		1.00			3											2.8
Os																					
Pb	5.0	4			0.5		7.50	1.6									0.54		0.44		1.5
Pd																					
Pr	0.11				0.09												0.0833		0.1		
Pt																					
Rb	0.1	0.7	4	1				1		9	3										
Re																					
Rh																					
Ru																					
S		493	400	370	360		500.0	307.5							299						3.22
Sb	0.1								0.9									0.048			
Sc	0.1	22		31					0.6									0.088			
Se																					
Sm	0.07				0.07												0.0567		0.13		
Sr	0.1																				
Ta	247.0	219.9	249	221	227		190.0	268.8	0.8	209	214		302.9	238	238	226			240	218.8	
Tb	0.005																				
Tc	0.02				0.01												0.0136				
Te																					
Th	0.03	0							1.4												
Tl																					
Tm	0.01																				
U	0.8	0			0.8								0.67					0.72	0.74		
V	1.8	3	6	9	1		9.30											4.68			
W	0.08																				
Y	1.9	3		2	2.1				5.6	5	6	1.62					1.75		1.8		3
Yb	0.07				0.07												0.0691				
Zn	12.0	15	10	12	21		20.0	15.6		23	4			12.3	13.6				11.3	18	
Zr	1.0	2		3.4	1			3.5		7	10						0.44		1.04		1.7

Table 4 Results submitted for CAL-S (limestone)

Round identifier	G21	G22	G23	G24	G25	G26	G26	G26	G28	G29	G31	G31	G31	G32	G33	G34	G34	G35	G35	G36	G37	G38
Sample	CAL-S	CAL-S	CAL-S	CAL-S	CAL-S	CAL-S	CAL-S	CAL-S	CAL-S	CAL-S	CAL-S	CAL-S	CAL-S	CAL-S	CAL-S	CAL-S	CAL-S	CAL-S	CAL-S	CAL-S	CAL-S	CAL-S
Technique codes	1	X, AA	X	A, I, AA, G, AM	2	X	X	X	X	X	G, AA, M	G, AA, M	G, AA, M	X	A, M, O	1	1	X	X	M, A, V, S, IF	X, M	M, X
Data quality	1	1	2	2	2	1	2	1	1	2	1	2	2	1	2	1	2	1	2	2	2	2
SiO <sub>2</sub> % m/m	0.05	0.12	0.08	0.29	0.16	0.006	0.006	0.006	0.006	0.16	0.0023	0.0023	0.0023	0.17	0.06	0.06	0.06	0.105	0.05	0.05	0.06	0.023
TiO <sub>2</sub> % m/m	0	0.02	0.02	0.08	0.05	0.05	0.05	0.05	0.05	0.04	0.036	0.036	0.036	0.01	0.02	0.02	0.02	0.0045	0.001	0.001	0.001	0.0015
Al <sub>2</sub> O <sub>3</sub> % m/m	0.043	0.03	0.04	0.05	0.16	0.04	0.04	0.04	0.04	0.04	0.078	0.078	0.078	0.05	0.05	0.05	0.05	0.035	0.04	0.04	0.12	0.05
Fe <sub>2</sub> O <sub>3</sub> % m/m	0	0.01	0.01	0.38	0.5	0.45	0.43	0.43	0.43	0.43	0.0023	0.0023	0.0023	0.42	0.42	0.42	0.42	0	0.001	0.001	0.0014	0.002
MnO % m/m	0.4	55.47	55.47	56.29	55.95	56.18	55.67	55.66	55.66	55.67	0.17	0.17	0.17	56.5	55.70	55.70	55.70	54.355	55.6	55.6	55.4	54.78
CaO % m/m	0.024	0.05	0.03	0.03	0.03	0.008	0.11	0.11	0.11	0.008	0.43	0.43	0.43	0.01	0.004	0.004	0.004	0.0095	0.014	0.014	0.037	0.003
K <sub>2</sub> O % m/m	0	0.003	0.003	0.03	0.03	0.11	0.11	0.11	0.11	0.003	0.037	0.037	0.037	0.01	0.004	0.004	0.004	0.003	0.003	0.003	0.0038	0.01
P <sub>2</sub> O <sub>5</sub> % m/m	43.33	43.78	43.78	43.9	43.72	43.71	43.71	43.44	43.44	45.92	0.20	0.20	0.20	43.88	43.38	43.38	43.38	43.339	44.0	43.82	43.85	43.93
H <sub>2</sub> O <sup>+</sup> % m/m																						
CO <sub>2</sub> % m/m																						
LOI % m/m																						
Ag mg kg <sup>-1</sup>	0.005										0.02	0.02	0.02									
As mg kg <sup>-1</sup>	0.26																					
Au mg kg <sup>-1</sup>																						
B mg kg <sup>-1</sup>	2.2										3.06	3.06	3.06	27	1.1	1.1	1.1	0	1.5	1.63	1.63	6.97
Be mg kg <sup>-1</sup>											0.29	0.29	0.29									
Bi mg kg <sup>-1</sup>											0.12	0.12	0.12									
Br mg kg <sup>-1</sup>	1.61										0.17	0.17	0.17									
Cd mg kg <sup>-1</sup>											0.38	0.38	0.38									
Ce mg kg <sup>-1</sup>	0.53										0.84	0.84	0.84	0.43	0.43	0.43	0.43	1	2	1.4	1.4	0.05
Cl mg kg <sup>-1</sup>	0.04										80.7	80.7	80.7	0.722	0.421	0.421	0.421	9.5	0.38	0.4	0.4	1.63
Co mg kg <sup>-1</sup>	2										0.018	0.018	0.018									
Cr mg kg <sup>-1</sup>	0.008										11.21	11.21	11.21									
Cu mg kg <sup>-1</sup>											0.05	0.05	0.05									
Dy mg kg <sup>-1</sup>											0.25	0.25	0.25									
Er mg kg <sup>-1</sup>											0.062	0.062	0.062									
Eu mg kg <sup>-1</sup>	0.03										0.75	0.75	0.75	0.021	0.031	0.031	0.031	0	0.09	0.1	0.1	0.082
F mg kg <sup>-1</sup>											0.19	0.19	0.19									
Ga mg kg <sup>-1</sup>											0.20	0.20	0.20									
Ge mg kg <sup>-1</sup>											0.27	0.27	0.27									
Hf mg kg <sup>-1</sup>	0.011										0.11	0.11	0.11	0.004	0.017	0.017	0.017	0.5	0.11	0.1	0.1	0.169
Hg mg kg <sup>-1</sup>											0.004	0.004	0.004									
Ir mg kg <sup>-1</sup>											0.028	0.028	0.028									
I mg kg <sup>-1</sup>											1.09	1.09	1.09	1.04	0.791	0.791	0.791	0	0.95	1	1	0.962
La mg kg <sup>-1</sup>	0.81										3.1	3.1	3.1	1.1	1.1	1.1	1.1	0	0.4	0.84	0.84	0.84
Li mg kg <sup>-1</sup>																						

Table 4 Results submitted for CAL-S (limestone)

Round Identifier	G21	G22	G23	G24	G25	G26	G26	G28	G29	G31	G32	G33	G34	G34	G35	G35	G36	G37	G38
Sample	CAL-S	CAL-S	CAL-S	CAL-S	CAL-S	CAL-S	CAL-S	CAL-S	CAL-S	CAL-S	CAL-S	CAL-S	CAL-S	CAL-S	CAL-S	CAL-S	CAL-S	CAL-S	CAL-S
Lu										0.11		0.010					0.01		0.011
Mo	0.28									0.011		0.19					0.36		
N																			
Os				38						7.98		0.443			0		0.2		0.19
Pd				5						0.66			0.391		0		0.43		0.44
Pt	0.73									14.7						1			0.6
Rh										15.28		0.64			0				1.05
Re	0.12									0.128							0.11		0.12
Ru										0.22				1			0.15		0.21
S				280															
Sb	0.057									0.28					305		50		290
Sc	0.04								3	0.47						0.05			
Se										0.037				0.051		1			0.42
Sm	0.0195			0.1						0.14									
Sr	224									2.79			0.071				0.07		0.07
Ta	0.0026									248.5	242	245			232.5		245	228	234.83
Tb	0.013								5	0.046		0.015	0.021			0.01	0.015	0.02	0.04
Te										0.007									0.02
Th	0.025											0.25					0.02		0.041
Ti										0.57									
Tm										0.37		0.014					0.01		0.01
U	0.83			0.8								0.82					0.9		0.88
V		30		3								1.7							10
W										0.80					5				3
Y										1.81		1.99			4				2.1
Yb	0.074							2.4		0.14		0.056	0.065					0.07	0.08
Zn	14			23				15	15	31.08		12			13.5				12
Zr										3.18		1.13			0				4.6
																			3.8

Table 4 Results submitted for CAL-S (limestone)

Round identifier	G39	G40	G42	G43	G43	G44	G45	G46	G47	G48	G49	G49	G50	G53	G54	G55	G56	G57	G61
Sample	CAL-S	CAL-S	CAL-S	CAL-S	CAL-S	CAL-S	CAL-S	CAL-S	CAL-S	CAL-S	CAL-S	CAL-S	CAL-S	CAL-S	CAL-S	CAL-S	CAL-S	CAL-S	CAL-S
Technique code	A, X	A, M, X	A, W	D, E, AA, M, D, E, AA, M	A, AA	X	A, AA	W, AA, G, V	A, X, AA	M, X	X	X	M	X	AA, A, M, W	X, AA	X	M	A, M, X
Data quality	1	2	2	1	2	1	1	1	2	2	1	2	1	2	2	2	2	1	2
SiO <sub>2</sub> % m/m	0.07	0.096				0.62		0.00	0.2	0.04	0.43						0.08		0.22
TiO <sub>2</sub> % m/m	0.012	0.019	0.001		0.008		0.006	0.00			0			0.0011				0.001	
Al <sub>2</sub> O <sub>3</sub> % m/m	0.016	0.009	0.009		0.01		1.10	0.00		0.07				0.013			0.07		
Fe <sub>2</sub> O <sub>3</sub> % m/m	0.044	0.068	0.036	0.18	0.39	0.39	0.055	0.06	0.028	0.04	0.05			0.039	0.04		0.06		0.053
Fe(II)O % m/m									0.025										
MnO % m/m	0.002		0.001		0.065		0.0014	0.00			0			0.002				0.001	
MgO % m/m	0.224	0.358	0.26		0.451	0.48	0.36	0.39	0.25	0.36	0.4			0.387	0.33		0.35		0.93
CaO % m/m	55.45	55.5	55.28		56.08	54.51		54.84	55.77	55.36	55.11			55.76	55.83		55.5		55.2
Na <sub>2</sub> O % m/m	0.021	0.021	0.074	0.02			0.05	0.06	0.01	0.05	0			0.024	0.013				
K <sub>2</sub> O % m/m	0.006		0.013	4.48		0.08	0.065	0.05	0.1	0.01	0			0.004	0.004				
P <sub>2</sub> O <sub>5</sub> % m/m	0.006	0.005			0.018		0.04	0.04			0			0.0046	0.0165				
H <sub>2</sub> O <sup>+</sup> % m/m	0.257																		
CO <sub>2</sub> % m/m								42.40											
LOI % m/m	43.86	44.27	43.61		44.22	43.70		43.59	44.12	43.86		43.9		43.73	43.4				44.16
																			43.71
Ag mg kg <sup>-1</sup>							0.4												
As mg kg <sup>-1</sup>							0.075	0.0025											
Au mg kg <sup>-1</sup>																			
B mg kg <sup>-1</sup>																			
Ba mg kg <sup>-1</sup>	4.4	2							2.9	1.2	0		1	4			30		6.11
Be mg kg <sup>-1</sup>	0.01																		0.03
Bi mg kg <sup>-1</sup>																			
Br mg kg <sup>-1</sup>																			
Cd mg kg <sup>-1</sup>																			
Ce mg kg <sup>-1</sup>																			
Cl mg kg <sup>-1</sup>		0.26					5.0		0.65	0.31					1.4				0.33
Co mg kg <sup>-1</sup>																			
Cr mg kg <sup>-1</sup>																			
Cs mg kg <sup>-1</sup>																			
Cu mg kg <sup>-1</sup>																			
Dy mg kg <sup>-1</sup>		0.11																	
Er mg kg <sup>-1</sup>		0.081																	
Eu mg kg <sup>-1</sup>																			
F mg kg <sup>-1</sup>																			
Ga mg kg <sup>-1</sup>																			
Gd mg kg <sup>-1</sup>		0.14																	
Ge mg kg <sup>-1</sup>																			
Hf mg kg <sup>-1</sup>																			
Hg mg kg <sup>-1</sup>																			
Ho mg kg <sup>-1</sup>																			
I mg kg <sup>-1</sup>																			
In mg kg <sup>-1</sup>																			
Ir mg kg <sup>-1</sup>																			
La mg kg <sup>-1</sup>		0.81																	
Li mg kg <sup>-1</sup>							<1.0		2	0.745	0.41	9	1.33	1.6	14				0.99

Table 4 Results submitted for CAL-S (limestone)

Round Identifier	G39	G40	G42	G43	G44	G45	G46	G47	G48	G49	G50	G53	G54	G55	G56	G57	G57a	G61
Sample	CAL-S	CAL-S	CAL-S	CAL-S	CAL-S	CAL-S	CAL-S	CAL-S	CAL-S	CAL-S	CAL-S	CAL-S	CAL-S	CAL-S	CAL-S	CAL-S	CAL-S	CAL-S
Unit	mg kg <sup>-1</sup>	mg kg <sup>-1</sup>	mg kg <sup>-1</sup>	mg kg <sup>-1</sup>	mg kg <sup>-1</sup>	mg kg <sup>-1</sup>	mg kg <sup>-1</sup>	mg kg <sup>-1</sup>	mg kg <sup>-1</sup>	mg kg <sup>-1</sup>	mg kg <sup>-1</sup>	mg kg <sup>-1</sup>	mg kg <sup>-1</sup>	mg kg <sup>-1</sup>	mg kg <sup>-1</sup>	mg kg <sup>-1</sup>	mg kg <sup>-1</sup>	mg kg <sup>-1</sup>
Lu			0.014						0.15		0.01						0.01	
Mo					0.5												0.24	0.20
N																		
Nb	0.29									0	0.18	0.5					0.058	0.4
Nd		0.41	0.39							0			1.1				0.205	
Ni																	6.67	
Os																		
Pb	1				14.0		5.7	0.25		1	0.66	1.1					1.43	0.52
Pd					0.02						0.19		0.3				0.042	
Pr		0.09	0.13															
Pt					0.044						0.3						0.21	0.11
Rb	3				2.0		3.9	0.9		0					9.			
Re																		
Rh																		
Ru																		
S	344											260	170					300
Sb				0.12													0.41	0.045
Sc				0.41		1.0				0	0.4		4				0.42	
Se																		
Sm			0.08														0.061	
Sr	234	170	230	1.5		350	0.7	0.07			0.1		0.2				0.93	
Ta							255	244.4	236		299	225.4	176	226	280.	270	0.006	222
Tb			0.015								0.01		0.1				0.017	
Tc											0.02							
Th										0	0.05		0.2				0.023	
Ti																		
Tm			0.012								0.02						0.011	
U	2							0.847			0.99		1.5				0.82	0.91
V	1.1	5.0						2.9	6								1.56	
W															10.		0.19	
Y	1.95		1.93			3.7	1.5	1.85	3		2.65	2.2	6	2.7			1.84	2.3
Yb	0.05	0.067	0.086					0.07			0.09		0.1				0.077	
Zn	18	3.6		31		46.0	17.6	13.8	15			12.8	16		70.		13.1	11.1
Zr	0.5			8		21.0	13	8.7	7								0.45	

Table 4 Results submitted for CAL-S (limestone)

Round identifier	G62	G63	G64	G67	G68	F69	F70	G71	G71	G72	G74	G75	G76	G77
Sample	CAL-S	CAL-S	CAL-S	CAL-S	CAL-S	CAL-S	CAL-S	CAL-S	CAL-S	CAL-S	CAL-S	CAL-S	CAL-S	CAL-S
Technique codes	I	AA	A, M, I, X	X, O	M	X	W	X, T, IR	X, T, IR	M, X	M	X	W	A
Data quality	1	2	1	1	2	2	1	1	2	1	1	2	2	2
SiO <sub>2</sub> % m/m		0.38	0.13			0.64	0.180	0.02					0.06	0.07
TiO <sub>2</sub> % m/m			0.007			0.01	0.010							0.01
Al <sub>2</sub> O <sub>3</sub> % m/m			0.0028			0.00	0.230			0.02				0.04
Fe <sub>2</sub> O <sub>3</sub> % m/m	0.04	0.09	0.03			0.04	0.05	0.04				0.05	0.07	0.03
Fe(II)O % m/m							0.035							
MnO % m/m			0.002			0.00	0.007						0.05	
MgO % m/m		0.58	0.35	0.47		0.43	0.370	0.38		0.07		0.47		0.34
CaO % m/m		52.4	55.9	63.72		56.02	54.89	55.42		56.2		55.57	54.98	55.90
Na <sub>2</sub> O % m/m			0.022			0.01	0.020	0.01						0.09
K <sub>2</sub> O % m/m		0.17	0.03			0.00	0.030							
P <sub>2</sub> O <sub>5</sub> % m/m						0.01	0.007							
H <sub>2</sub> O % m/m			0.3				1.45							
CO <sub>2</sub> % m/m			43.9	44.01			41.52	42.95						
LOI % m/m		43.58	43.3	43.96		41.78	43.92	44.09		44.3		43.70	43.94	42.88
Ag mg kg <sup>-1</sup>														0.1
As mg kg <sup>-1</sup>										0.9				2
Au mg kg <sup>-1</sup>														
B mg kg <sup>-1</sup>			34											
Be mg kg <sup>-1</sup>					1.42				3	1.6	1.31	7		0.9
Bi mg kg <sup>-1</sup>														0.6
Br mg kg <sup>-1</sup>														0.2
Cd mg kg <sup>-1</sup>	0.898													
Ce mg kg <sup>-1</sup>		0.32								0.3	0.34			0.5
Cl mg kg <sup>-1</sup>														
Co mg kg <sup>-1</sup>			0.8											
Cr mg kg <sup>-1</sup>			14.3							0.3	2.08			0.4
Cs mg kg <sup>-1</sup>			0.3							2.9	3.30			4.3
Cu mg kg <sup>-1</sup>			18							0.4	0.012			8
Dy mg kg <sup>-1</sup>			0.10											
Er mg kg <sup>-1</sup>			0.09											
Eu mg kg <sup>-1</sup>	0.0178		0.007								0.105			
F mg kg <sup>-1</sup>			68								0.092			
Ga mg kg <sup>-1</sup>						2.4	70				0.0178			
Gd mg kg <sup>-1</sup>											0.094			
Ce mg kg <sup>-1</sup>			0.9											
Hf mg kg <sup>-1</sup>			1.0								0.010			
Hg mg kg <sup>-1</sup>			0.008											
Hg mg kg <sup>-1</sup>											0.027			
I mg kg <sup>-1</sup>														
In mg kg <sup>-1</sup>														
Ir mg kg <sup>-1</sup>			0.011											
La mg kg <sup>-1</sup>	0.79		0.8								0.852			
Li mg kg <sup>-1</sup>														1.4

Table 4 Results submitted for CAL-S (limestone)

Round Identifier/ Sample	G62 CAL-S	G63 CAL-S	G64 CAL-S	G67 CAL-S	G68 CAL-S	F69 CAL-S	F70 CAL-S	G71 CAL-S	G72 CAL-S	G74 CAL-S	G75 CAL-S	G76 CAL-S	G77 CAL-S
Lu mg kg <sup>-1</sup>	0.0106				0.0133				0.4	0.128			0.5
Mb mg kg <sup>-1</sup>				43									
N mg kg <sup>-1</sup>					0.0655	2.2				0.021	4		
Nb mg kg <sup>-1</sup>					0.357					0.375			
Nd mg kg <sup>-1</sup>			0.4			3.4			2.5	24.2			11
Ni mg kg <sup>-1</sup>									0.7	0.51			2
Os mg kg <sup>-1</sup>					0.436					0.093			
Pb mg kg <sup>-1</sup>										0.14			
Pf mg kg <sup>-1</sup>			0.092		0.0911								
Pt mg kg <sup>-1</sup>				0.5	0.159								
Rb mg kg <sup>-1</sup>													
Re mg kg <sup>-1</sup>													
Rh mg kg <sup>-1</sup>													
Ru mg kg <sup>-1</sup>								2955					300
S mg kg <sup>-1</sup>			400	376									
Sb mg kg <sup>-1</sup>	0.047									0.5			
Sc mg kg <sup>-1</sup>	0.0506		0.13		0.168				2.3				
Se mg kg <sup>-1</sup>			2		0.0742					0.071			
Sm mg kg <sup>-1</sup>			0.04										
Sn mg kg <sup>-1</sup>			5.1										1.5
Sr mg kg <sup>-1</sup>	250		227	241	250	209	254	192	25.5	264	202		210
Te mg kg <sup>-1</sup>			0.7		0.0194					0.0019			
Tb mg kg <sup>-1</sup>			0.4		0.0137					0.015			
Te mg kg <sup>-1</sup>													
Th mg kg <sup>-1</sup>			0.4		0.026					0.014			
Ti mg kg <sup>-1</sup>	0.0253		0.05										
Tm mg kg <sup>-1</sup>					0.0138					0.013			
U mg kg <sup>-1</sup>	0.714		0.8		0.733				0.9	0.85			
V mg kg <sup>-1</sup>						45.5		6	1.8	2.03			3.5
W mg kg <sup>-1</sup>													
Y mg kg <sup>-1</sup>			2.1		1.81	3		3		2.373			1.9
Yb mg kg <sup>-1</sup>	0.0774				0.0784					0.0724			
Zn mg kg <sup>-1</sup>	13.5		19	17	17.6			15	12.2				16.5
Zr mg kg <sup>-1</sup>			0.7		0.304	17.9			0.7	0.25	7		

<b>Table 5</b>				
<b>Assigned values for CAL-S derived</b>				
<b>from robust statistics</b>				
	<b>Assigned</b>	<b>Target</b>	<b>Measured</b>	<b>Ratio</b>
	<b>value</b>	<b>precision</b>	<b>precision</b>	<b>measured/</b>
	<b>Xa</b>	<b>Ha</b>		<b>target</b>
MgO	0.3939	0.0091	0.0124	1.3655
CaO	55.5267	0.6067	0.0778	0.1283
CO <sub>2</sub>	43.95	0.4974	0.1027	0.2065
LOI	43.7544	0.4955	0.0447	0.0903
Cd	0.365	0.034	0.026	0.764
Ce	0.4	0.037	0.03	0.807
Co	0.84	0.069	0.147	2.137
Cr	3.395	0.226	0.332	1.47
Cs	0.013	0.002	0.002	0.986
Dy	0.1105	0.0123	0.0057	0.4635
Er	0.08772	0.01012	0.00304	0.3007
Eu	0.02	0.0029	0.0009	0.2991
Gd	0.101	0.01141	0.00345	0.30203
Ho	0.0286	0.0039	0.0009	0.2295
La	0.89	0.072	0.034	0.471
Lu	0.0107	0.0017	0.0003	0.1531
Mo	0.2	0.0204	0.0306	1.5026
Nd	0.391	0.036	0.012	0.339
Pr	0.1	0.01131	0.0036	0.3179
Sm	0.071	0.00846	0.0034	0.40225
Sr	233.331	8.215	3.57	0.435
Tb	0.017	0.0025	0.0011	0.4297
Tm	0.012	0.0019	0.0008	0.4354
U	0.8162	0.0673	0.0218	0.3232
Y	2.2	0.1563	0.1002	0.6414
Yb	0.07489	0.00885	0.00254	0.28739
Zn	15	0.7982	0.6634	0.8312

Concentration units: Majors % m/m, traces mg kg<sup>-1</sup>

Values were not assigned to elements omitted from this table owing to insufficient data or an unsatisfactory statistical distribution.

Table 6: Z-scores for CAL-S

Table 6		Z-scores calculated for results from the analysis of CAL-S (limestone)														
Round identifier	G1	G2	G3	G4	G5	G6	G8	G9	G9	G10	G11	G11	G12	G13	G14	G14
Sample	CAL-S	CAL-S	CAL-S	CAL-S	CAL-S	CAL-S	CAL-S	CAL-S	CAL-S	CAL-S	CAL-S	CAL-S	CAL-S	CAL-S	CAL-S	CAL-S
Technique codes	A, M	X	X	X	M, X, W	G, A	X	X	X	X	X	X	A, M	AA	AA, A, W	AA, A, W
Data quality	Z	2	2	1	1	1	2	1	2	2	2	1	2	1	1	2
MgO	-2.96	-4.17	1.98	8.36	16.05	0.12	-6.26	17.15		2.53	-10.65		-1.09	-4.82		-2.96
CaO	0.06	0.10	0.00	0.94	-0.52	-0.18	3.36	-1.20		-0.15	-0.51		-6.69	-0.52		-0.12
CO <sub>2</sub>														-0.46		
LOI	0.16	0.17	0.12	-0.67		0.44			0.05	-0.05	-0.82			0.39		0.22
Cd														-1.91		-0.96
Ce	0.27			259.46	-1.08					143.24						
Co	-0.29	15.65					1.16									
Cr	-1.98	-0.87	12.40		2.68		8.20									
Cs	-0.75															
Dy	-0.43				-0.85											
Er	-0.38				-1.75											
Eu	0.00				-3.45											
Gd	-0.48				-0.09											
Ho	0.18				0.36											
La	0.00				-0.97											
Lu	-0.21				-0.41											
Mo	-1.23	-4.90		53.92	0.00				63.73							
Nd	0.40				-0.31											
Pr	0.44				-0.88											
Sm	-0.06				-0.12											
Sr	0.83	-0.82	0.95	-1.50	-0.77		-2.64	4.32		-1.48	-2.35		4.23	0.57		0.28
Tb	0.60				-2.80											
Tm	-0.53															
U	-0.12	-6.06			-0.24								-1.09			
Y	-0.96	2.56		-1.28	-0.64			21.75		8.96	12.16		-1.86			
Yb	-0.28				-0.55											
Zn	-1.88	0.00	-3.13	-3.76	7.52		3.13	0.75		5.01	-6.89			-3.38		-0.88

Table 6: Z-scores for CAL-S

Round identifier	G15	G16	G18	G19	G21	G22	G23	G24	G25	G26	G26	G28	G29	G31
Sample	CAL-S	CAL-S	CAL-S	CAL-S	CAL-S	CAL-S	CAL-S	CAL-S	CAL-S	CAL-S	CAL-S	CAL-S	CAL-S	CAL-S
Technique codes	M	I	A, X, G, A	X, G, W	I	X, AA	X	A, I, AA, G	A, M	X	X	X	X	G, AA, M
Data quality	1	2	1	1	1	1	2	2	2	1	2	1	2	1
MgO			-8.89	5.84		0.67	12.42	-0.21	-0.76	11.66		6.16	1.98	
CaO			0.78	-0.64		-0.80	-0.05	0.64	0.63	0.70		1.08	0.12	0.22
CO <sub>2</sub>			0.90	0.45										
LOI			-0.72	-1.38		-0.86	0.03	0.15	-0.03	-0.09		-0.11	2.19	-0.63
Cd														
Ce	-2.92		-1.08	491.89	3.51									
Co		5.36			-11.59									
Cr		-0.21	-6.48	132.77	-6.17	16.83				147.25		1.35		
Cs	-2.15		-6.50		-2.50									
Dy	-0.90		0.77											
Er	-0.64						36.16							
Eu	-1.79	2.41			3.45									
Gd	-0.89													
Ho	-0.82													
La	-2.06	0.42	-2.92		-1.11				4.24		209.10			
Lu	0.06	0.09												
Mo					3.92									
Nd	-1.44		-1.14					522.35						
Pr	-1.48		0.00											
Sm	-1.69	3.49			-6.09			1.71						
Sr	-0.89		0.81	-1.77	-1.14	-14.20			1.56	-3.33		-0.04	-0.63	
Tb	-1.36				-1.60									
Tm	-0.42													
U	-10.90	-0.71	-1.13		0.21			-0.12						
Y	-2.88		-2.56	5.12										
Yb	-0.65				-0.10							1.28		
Zn			-4.64	3.76	-1.25	-3.13	5.01		0.00			0.00	0.00	

Table 6: Z-scores for CAL-S

Round identifier	G31	G32	G33	G34	G34	G35	G35	G36	G37	G38	G39	G39	G40	G42	G43	G43
Sample	CAL-S	CAL-S	CAL-S	CAL-S	CAL-S	CAL-S	CAL-S	CAL-S	CAL-S	CAL-S	CAL-S	CAL-S	CAL-S	CAL-S	CAL-S	CAL-S
Technique codes	G, AA, M	X	A, M, O	I	I	X	X	A, V, Si,	X, M	M, X	A, X	A, X	A, M, X	A, W	E, AA, P,	E, AA,
Data quality	2	1	2	1	2	1	2	2	2	2	1	2	2	2	1	2
MgO	-12.30	2.87	1.43			17.15		-2.41	0.88	-0.49	-18.67		-1.97	-7.36		3.14
CaO		1.60	0.14		3.28	-1.93		0.06	-0.10	-0.62	-0.13		-0.02	-0.20		0.46
CO <sub>2</sub>			-0.46					0.05								
LOI		0.25	-0.38			-0.84		0.07	0.10	0.18	0.21		0.52	-0.15		0.47
Cd	-2.87		1.10					0.51	-1.10	3.46						2.57
Ce	-0.27		4.35	0.57		245.95		-0.27	0.00	16.62			-1.89			
Co	0.00		-2.97			2.32			-0.51	-3.80						
Cr	171.03				1.83	15.95		-3.09	-4.41	1.34	-3.09					
Cs	1.25							-0.75		9.25						
Dy	-2.46		-1.57					-0.02	-0.02	1.08			-0.02			-0.04
Er	8.02		-0.73					0.11	0.61	-0.28			-0.33			-0.07
Eu	7.24		0.17	3.79				0.00	0.00	0.34						-2.07
Gd	3.90							0.39	-0.04	1.05			1.71			-0.70
Ho	10.44		-1.49	-0.15				0.18	0.18	0.05						0.62
La	1.39		1.04	-1.38		-12.36		0.42	0.76	0.50			-0.56			
Lu	29.21		-0.21	0.76				-0.21	-0.21	0.09			-1.60			1.94
Mo	-4.63		-0.25						3.92							
Nd	3.74			0.00				0.54	0.68	-0.26			0.26			-0.03
Pr	2.65							0.44	0.88	-0.35			-0.44			2.65
Sm	4.08			0.00				-0.06	-0.06	1.83						1.06
Sr	0.92	1.06	0.71			-0.10		0.71	-0.32	0.09	0.08		-3.85			-0.41
Tb	5.80		-0.40	1.60				-0.40	0.60	0.60						-0.80
Tm	94.21		0.53					-0.53	-0.53	0.00						0.00
U			0.03		-0.34			0.62	0.47	0.30						8.79
Y	-1.25		-0.67			11.52		-0.32	-0.32	3.84						-0.80
Yb	3.68		-1.07	-1.12				-0.28	0.29	0.40			-0.45			1.26
Zn	10.07		-1.88			-1.88		0.00	-1.88				1.88			10.02

Table 6: Z-scores for CAL-S

Round identifier	G44	G45	G46	G47	G48	G49	G49	G50	G53	G54	G55	G56	G57	G57	G61	G62
Sample	CAL-S	CAL-S	CAL-S	CAL-S	CAL-S	CAL-S	CAL-S	CAL-S	CAL-S	CAL-S	CAL-S	CAL-S	CAL-S	CAL-S	CAL-S	CAL-S
Technique codes	X	A, AA, V, AA, G, A, X, AA	V, AA, G, A, X, AA	A, X, AA	M, X	X	X	M	X	A, A, M, V	X, AA	X	M	M	A, M, X	I
Data quality	1	1	1	2	2	1	2	1	2	2	2	2	1	2	1	1
MgO	9.46	-3.73	-0.43	-7.91	-1.86	0.67			-0.38	-3.51		-2.41			58.91	-0.43
CaO	-1.68		-1.13	0.20	-0.14	-0.69			0.19	0.25		-0.02			-0.54	-0.19
CO <sub>2</sub>			-3.12							0.25					0.42	
LOI	-0.11		-0.33	0.37	0.11		0.15		-0.02	-0.36					-0.09	
Cd		136.32		4.19	-0.81						0.51				-1.03	
Ce		-4.93			-1.35		35.14	2.97		13.51				-0.53		
Co		2.68							-2.42					1.96		
Cr				-1.54										2.82		
Cs					-0.75			3.50		321.75				5.00		
Dy					0.18			3.21		3.64				-0.47		
Er					0.21			2.20		0.61				-0.68		
Eu				31.03	-0.52			0.00						-0.34		-0.76
Gd					0.00			2.54		4.34				-0.35		
Ho					-0.46			2.92						-0.21		
La				7.71	-1.01		56.32	6.11		4.93		91.04		-0.86	1.39	-1.39
Lu								-0.41						-0.21		-0.06
Mo		14.71			-1.23									0.98	0.00	
Nd										9.85				-2.58		
Pr				0.00				7.96		8.84				-2.56		
Sm				-0.06				3.43		7.62				-0.59		
Sr		14.20		1.32	0.67	0.32		7.99	-0.48	-3.49	-0.45	2.84	4.46		-1.38	2.03
Tb								1.20						0.00		
Tm								4.21						-0.26		
U					0.23			2.58		5.08				0.03	1.39	-1.52
Y		9.60		-2.24	-1.12	5.12		2.88	0.00	12.16	1.60			-1.15	0.64	
Yb					-0.28			1.71		1.42				0.12		0.28
Zn		38.84		1.63	-0.75	0.00			-1.38	0.63		34.45		-1.19	-4.89	-1.88

Table 6: Z-scores for CAL-S

Round identifier	G62	G63	G64	G67	G68	G68	F69	F70	G71	G71	G72	G74	G75	G76	G77
Sample	CAL-S	CAL-S	CAL-S	CAL-S	CAL-S	CAL-S	CAL-S	CAL-S	CAL-S	CAL-S	CAL-S	CAL-S	CAL-S	CAL-S	CAL-S
Technique codes	I	AA	A, M, I, X	X, O	M	M	X	W	X, T, IR	X, T, IR	M, X	M	X	W	A
Data quality	2	1	2	1	1	2	2	1	1	2	1	1	2	2	2
MgO		20.45	-2.41	8.36			1.98	-2.63	-1.53		-35.59		4.18		-2.96
CaO		-5.15	0.31	13.50			0.41	-1.05	-0.18		1.11		0.04	-0.45	0.31
CO <sub>2</sub>			-0.05	0.12			-44.18	-4.89	-2.01						
LOI		-0.35	-0.46	0.41			-1.99	0.33	0.68		1.10		-0.05	0.19	-0.88
Cd			38.75		-1.50						-1.91				1.99
Ce	-1.08		0.00		-2.59							-1.62			
Co			-0.29		13.19						-7.83	17.97			-3.19
Cr			24.13		0.42						-2.19	-0.42			2.00
Cs			71.75		-0.15							-0.50			
Dy			-0.43		-1.35							-0.45			
Er			0.11		-0.18							0.42			
Eu			-2.24		-0.07							-0.76			
Gd					0.09							-0.61			
Ho					-0.69							-0.41			
La			-0.63		-1.36							-0.53			
Lu					1.53							1.24			
Mo											9.80	-0.49			
Nd			0.13		-0.94							-0.44			
Pt			-0.35		-0.79							-0.62			
Sm			-1.83		0.38							0.00			
Sr			-0.39	0.93	2.03		-1.48	2.52		-2.52	-25.30	3.73	-1.91		-1.42
Tb			76.60		-1.32							-0.80			
Tm					0.95							0.53			
U			-0.12		-1.24						1.25	0.50			
Y			-0.32		-2.50		2.56		2.56			1.11			-0.96
Yb					0.40							-0.28			
Zn			2.51	2.51	3.26				0.00		-3.51				0.94

**Table 7**

---

**Analysts and laboratories that contributed results to the GeoPT6 and GeoPT6A rounds.**

---

- John Pyke, Australian Geological Survey Organisation, Canberra City, ACT 2601, **Australia.**
- D.M. Hill, ANSTO, Menai, NSW 2234, **Australia.**
- Helen Waldron, Becquerel Laboratories Pty Ltd., Menai, NSW 2234, **Australia.**
- G. Wöbcke, Queensland Department of Natural Resources, Indooroopilly, Queensland 4068, **Australia.**
- Dr Phil Robinson, University of Tasmania, Hobart, Tasmania 7001, **Australia.**
- Mr Rob Essers, Genalysis Laboratory Services Pty Ltd., Maddington, WA 6109, **Australia.**
- Michael Hart, Division of Exploration and Mining, CSIRO, P.O. Wembley, Western Australia 6014, **Australia.**
- Dr Peter Spindler, Arsenal Research, A-1030 Vienna, **Austria.**
- Guy Bologne, Université de Liège, B-4000 Sart Tilman, **Belgium.**
- Dr Jacinta Enzweiler / Maria Aparecida V. Penereiro UNICAMP, Campinas, SP, **Brazil.**
- Horstpeter H.G.J. Ulbrich, Universidade de São Paulo, CEP: 05422-970, São Paulo - SP, **Brazil.**
- Dr Brenda Caughlin, Chemex Labs Limited, North Vancouver, BC, V7J 2C1, **Canada.**
- Paul Burgener, XRAL Laboratories, Don Mills, Ontario, M3B 3J4, **Canada.**
- Diane Kelly, Lakefield Research Ltd., Lakefield, Ontario, K0L 2H0, **Canada.**
- James Schweyer, Geoscience Laboratories, Sudbury, Ontario, P3E 6B5, **Canada.**
- L. Paul Bedard, Université du Québec à Chicoutimi, Chicoutimi, Quebec, G7H 2B1, **Canada.**
- Marc Bisson, Centre de Recherche Minérale, Sainte-Foy (Québec), G1P 3W8, **Canada.**
- Liang Qi, Institute of Geochemistry, Chinese Academy of Sciences, Guiyang 550002, Guizhou Province, **PR China.**
- Ludmila Dempírová, Czech Geological Survey, 150 00 Prague 5 - Barrandov, **The Czech Republic.**
- Sidsel Grundvig, Aarhus University, DK-8000 Aarhus C, **Denmark.**
- Jørgen Kystøl, Geological Survey of Denmark and Greenland, DK-2400 Copenhagen NV, **Denmark.**
- Tarmo Kiipli, Tallinn Technical University, 10143 Tallinn, **Estonia.**
- Jean Claude Germanique, Université Aix-Marseille III, 13545 Aix en Provence Cedex 04, **France.**
- Jean Louis Joron, Laboratoire Pierre Süe, CE / Saclay, 91191 Gif sur Yvette Cedex, **France.**
- Françoise Augustin, BRGM - service Analyse et Characterisation Minerale, 45060 Orleans Cedex, **France.**
- Jean Samuel, Centre de Géochimie de la Surface, 67084 Strasbourg Cedex, **France.**
- Mireille Polvé / M. Valladon, Université Toulouse 3, 31400 Toulouse, **France.**
- Jean Carignan, CRPG, 54501 Vandoeuvre-lès-Nancy Cedex, **France.**

Paul Capiez, Université Claude Bernard Lyon 1, 69622 Villeurbanne Cedex, **France**.

Juha Virtasalo, Geological Survey of Finland, FIN-96101 Rovaniemi, **Finland**.

Dr Guenter Matheis, Technical University of Berlin, D-10587, Berlin, **Germany**.

Dr. Sven-Oliver Franz, Bonn University, 53115 Bonn, **Germany**.

Prof Dr Ulrich Schreiber, Universität GH Essen, D-45117, Essen, **Germany**.

J. Kühnel Lurgi Umwelt GmbH, 60388 Frankfurt am Main, **Germany**.

Dr Hiltrud Mueller-Sigmund, Universität Freiburg, D-79104 Freiburg, **Germany**.

Dr Gerald Hartmann, Universität Göttingen, D-37077 Göttingen, **Germany**.

Dr Stefan Pierdzig / Dr Elke Benner / Dr Manfred Böse, CRB Analyse Service GmbH, D-37181 Hardegsen, **Germany**.

Dr. C.-Dieter Garbe-Schönberg, Universität Kiel, D 24098 Kiel, **Germany**.

Drs U. Rast and A. Andres, Bayerisches Geologisches Landesamt, D-80703 München, **Germany**.

Dr P. Dulski, Geoforschungs Zentrum Potsdam, D-14173 Potsdam, **Germany**.

Dr. G. Böttcher, Landesamt für Umwelt, Naturschutz und Geologie, Mecklenburg Vorpommern, D-19061 Schwerin, **Germany**.

Dr Friedrich Grüner, Forschungs- und Materialprüfungsanstalt Baden Württemberg, 70569 Stuttgart, **Germany**.

A. Brockmann, Institut Fresenius, Taunusstein-Neuhof, D-65232 **Germany**.

Dr K. Venugopala Rao, Shiva Analyticals (India) Ltd., Bangalore Rural North, **India**.

Massimo D'Orazio, Università di Pisa, I-56126 Pisa, **Italy**.

Shigeru Terashima / Takashi Okai, Geological Survey of Japan, 1-1-3 Higashi Tsukuba Ibaraki, 305-8567, **Japan**.

Manager of Analysis Team, Korea Chemical Co. Ltd., Kyunggi-do, 449-910, **Korea**.

Abdelmalek Boussetta, Reminex - Centre de Recherche, Medina, Marrakech, **Maroc**.

Thea G. van Meerten, Interfacultair Reactor Instituut, 2629 JB Delft, **The Netherlands**.

Ewa Popiolek, Polish Geological Institute, 00-975 Warsaw, **Poland**.

Graça Formosinho, Centro Tecnológico da Cerâmica e do Vidro, P-3020 Coimbra, **Portugal**.

Dr Fernando Castro, Campus de Azurem da Universidade do Minho, Azurem, 4810 Guimarães, **Portugal**.

Maria Eugénia Moreira / Maria Sofia Flecha, Laboratório do Instituto Geológico e Mineiro, 4466-956 S. Mamede de Infesta, **Portugal**.

Dr Lev Petrov, Institute of Geochemistry, Siberian Branch of the Russian Academy of Sciences, Irkutsk - 664033, **Russia**.

Prof Galina M. Varshal / Dr Evelina M. Sedykh / Dr Irma A. Rostchina, Vernadsky Institute of Geochemistry of the Russian Academy of Sciences, 117975, Moscow, **Russia**.

Mr I. Borine, VSEGEI - All Russia Geological Research Institute, 199026 St. Petersburg, **Russia**.

Ing Daniela Mackovych, Geological Survey of Slovak Republic, 05240 Spišská Nová Ves, **Slovakia**.

**Prof James Willis, University of Cape Town, Cape Town, South Africa.**

**Dr M.P. Roberts, Rhodes University, Grahamstown 6140, South Africa.**

**Sharon Farrell/Sue Hall, Wits University, Wits 2050, Johannesburg, South Africa.**

**Mrs H.C. Cloete, Council for Geoscience, Pretoria 0001, South Africa.**

**Pongpor Asnachinda, Chiang Mai University, Chiang Mai 50202, Thailand.**

**Dr. David S. Wray, The University of Greenwich, Chatham Maritime, Kent, ME4 4TB, UK**

**Dr. Timothy S. Brewer, University of Leicester, Leicester, LE1 7RH, UK.**

**P.C. Webb / J.S. Watson, The Open University, Milton Keynes, MK7 6AA, UK.**

**Dr C.J.B. Gowing, British Geological Survey, Keyworth, Nottingham, NG12 5GG, UK.**

**Derek Weights, University of Portsmouth, Portsmouth, PO1 3QL, UK**

**Rick Sanzolone, U.S. Geological Survey, Denver, Colorado 80225-0046, USA.**

**Henry E. Francis, Kentucky Geological Survey, University of Kentucky, Lexington, KY 40506-0107, USA.**

**R.Michael Kroc, Minerals Technologies Inc., Easton, PA 18042, USA.**

**Jeff Thole, Macalester College, St Paul, Minnesota 55105, USA.**

**Arthur R. Jurgensen, Savannah River Site, Aiken, SC 29808, USA.**

**Diane M. Johnson, XRF Laboratory, Washington State University, Pullman, WA 99164-2812, USA.**

**Charles Knaack, ICP-MS Laboratory, Washington State University, Pullman, WA 99164-2812, USA.**

---

## Figure captions

### Figure 1

OU-3 (Nanhoron microgranite): Selection of data distribution charts for elements for which consensus values could not be assigned owing to the non-normal distribution of contributed results. Charts are plotted for MgO, CaO, P<sub>2</sub>O<sub>5</sub>, Co, Sc, V, W, Y. Horizontal lines show the limits for  $-2 < z < 2$  for pure geochemistry labs (solid lines) and  $-2 < z' < 2$  for applied geochemistry labs (pecked lines).

### Figure 2

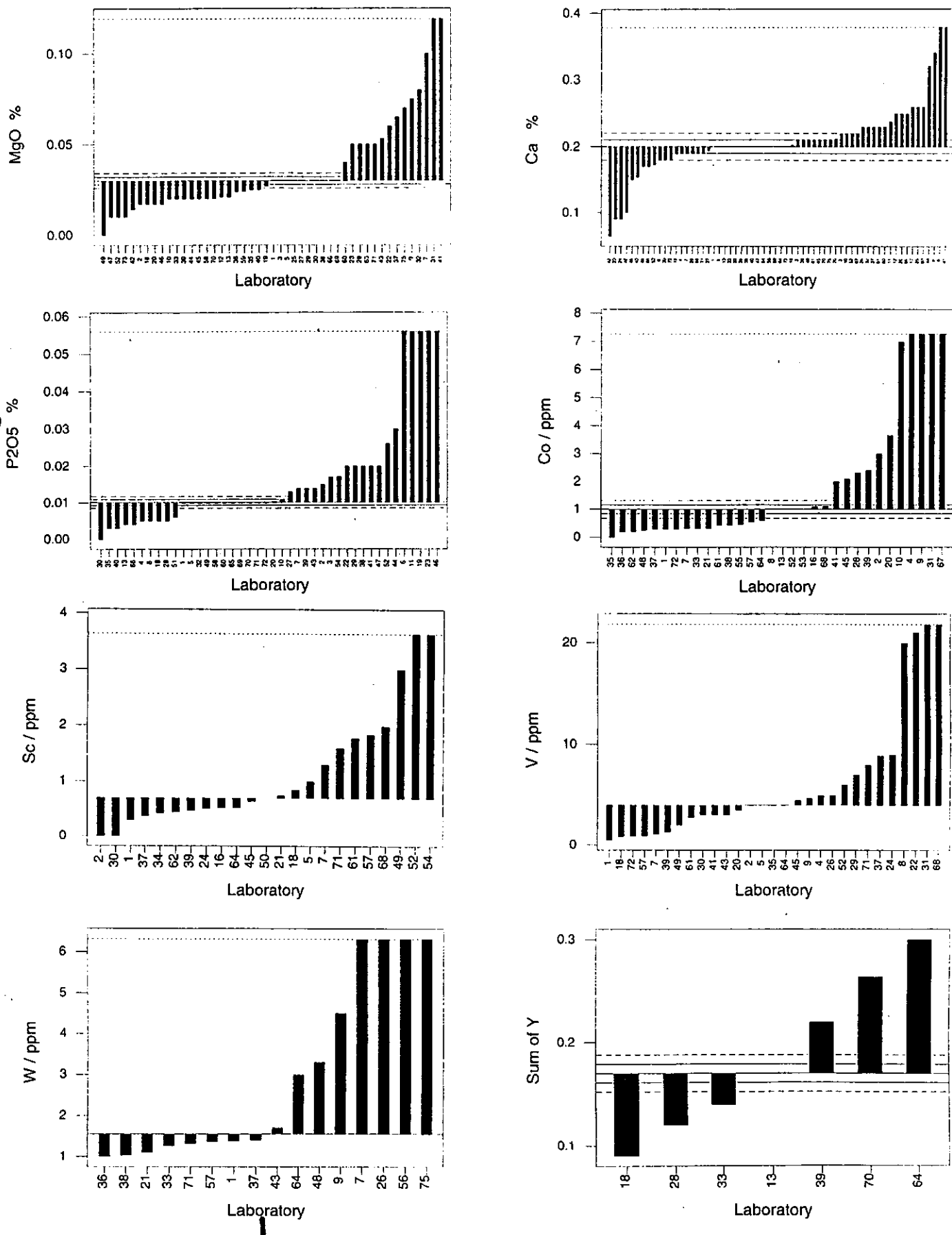
CAL-S (CRPG limestone): Selection of data distribution charts for elements for which consensus values could not be assigned owing to the non-normal distribution of contributed results. Charts are plotted for SiO<sub>2</sub>, TiO<sub>2</sub>, Al<sub>2</sub>O<sub>3</sub>, Fe<sub>2</sub>O<sub>3</sub>, MnO, K<sub>2</sub>O, Na<sub>2</sub>O, Ba, Cd, Cu, Ga, Hf, Nb, Ni, Pb, Rb, S, Sb, Sc, Sn, Ta, Th, V, and Zr. See the Figure caption for Figure 1 for other details.

### Figure 3

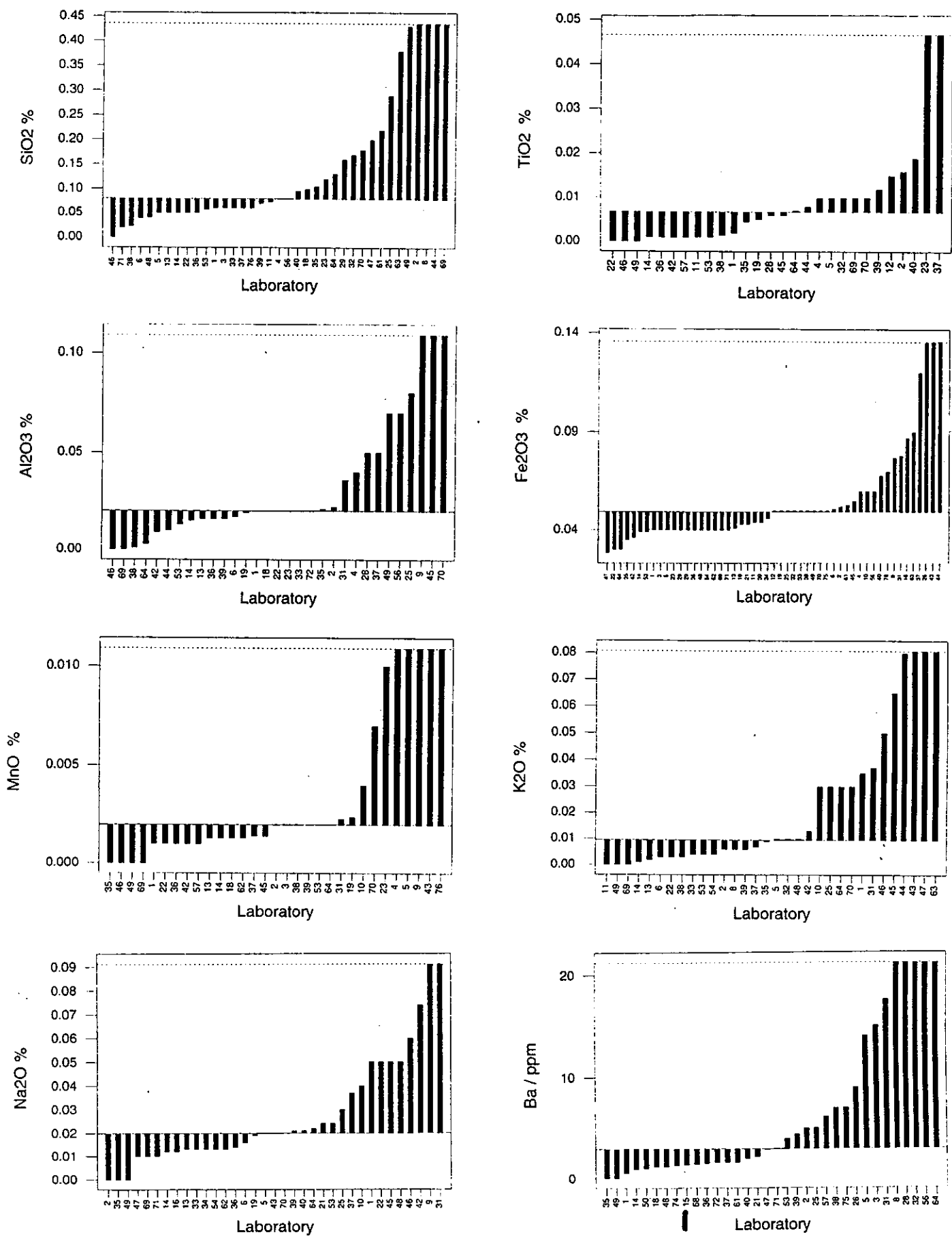
OU-3 (Nanhoron microgranite): Performance summary plot for laboratories in which the symbols indicate whether an elemental result complies with the  $-2 < z < +2$  criteria (plotted as '.'). Data for other categories are plotted as follows:  $-3 < z < -2$  (▼),  $+2 < z < +3$  (▲),  $z < -3$  (▼),  $Z > +3$  (▲).

### Figure 4

CAL-S (CRPG limestone): Performance summary plot for laboratories using the same symbols as listed in Figure 3.



**Figure 1**  
 OU-3 (Nanharon microgranite): Selection of data distribution charts for elements for which consensus values could not be assigned owing to the non-normal distribution of contributed results. Charts are plotted for MgO, CaO, P<sub>2</sub>O<sub>5</sub>, Co, Sc, V, W, Y. Horizontal lines show the limits for  $-2\sigma < z < 2\sigma$  for pure geochemistry labs (solid lines) and  $-2\sigma' < z' < 2\sigma'$  for applied geochemistry labs (pecked lines).



**Figure 2**

CAL-S (CRPG limestone): Selection of data distribution charts for elements for which consensus values could not be assigned owing to the non-normal distribution of contributed results. Charts are plotted for SiO<sub>2</sub>, TiO<sub>2</sub>, Al<sub>2</sub>O<sub>3</sub>, Fe<sub>2</sub>O<sub>3</sub>, MnO, K<sub>2</sub>O, Na<sub>2</sub>O, Ba, Cd, Cu, Ga, Hf, Nb, Ni, Pb, Rb, S, Sb, Sc, Sn, Ta, Th, V, and Zr. See the Figure caption for Figure 1 for other details.

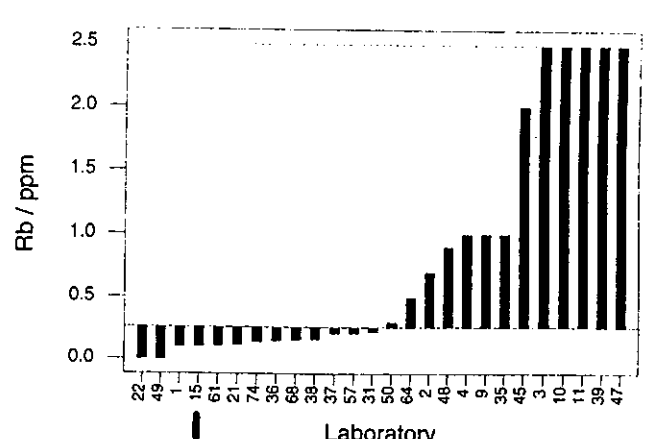
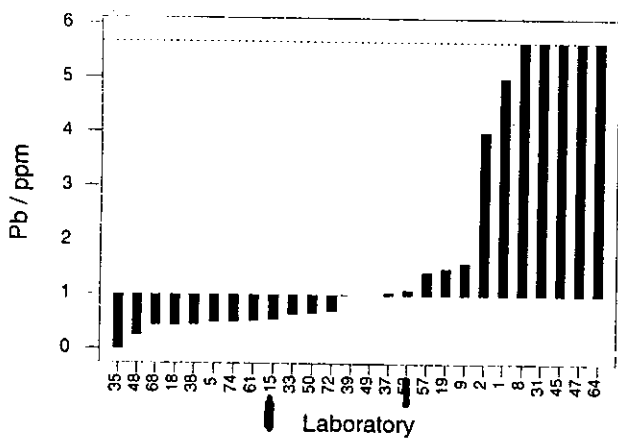
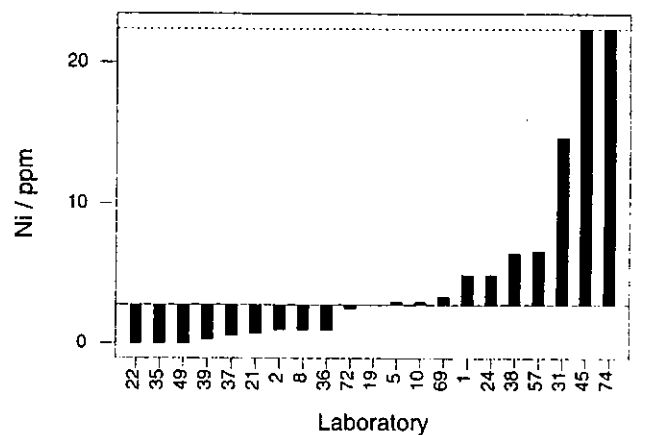
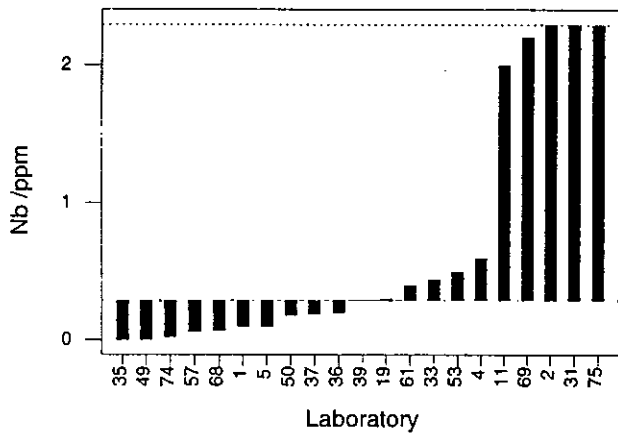
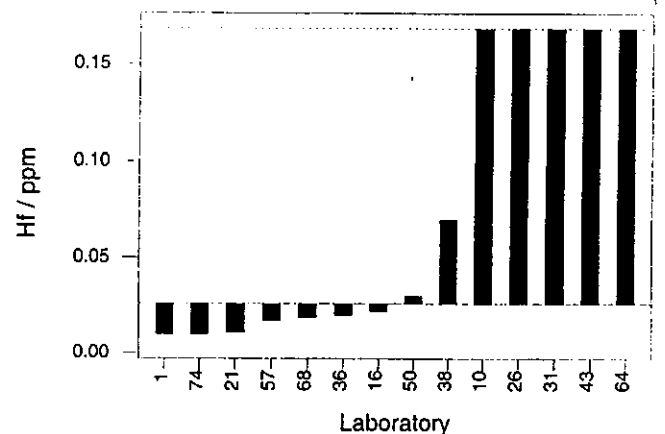
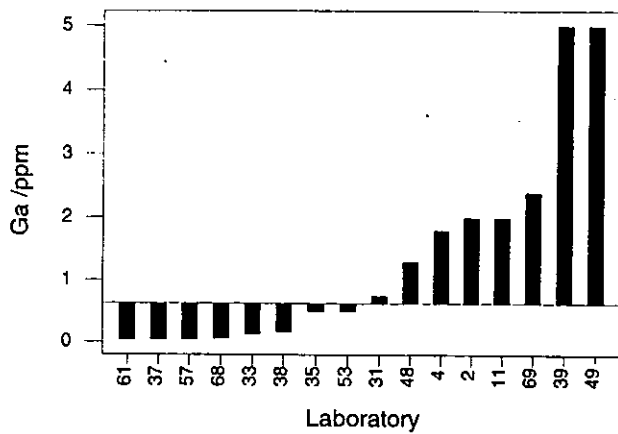
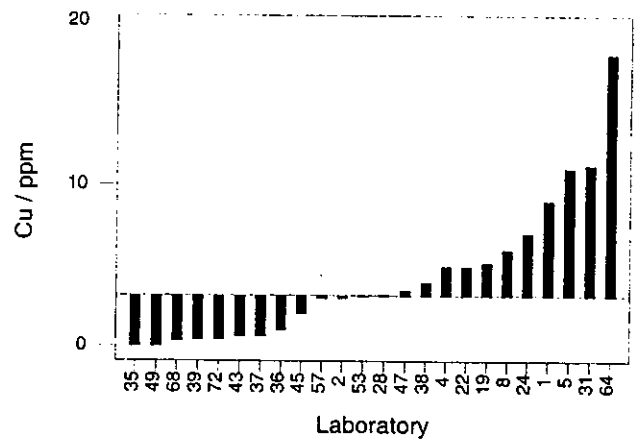
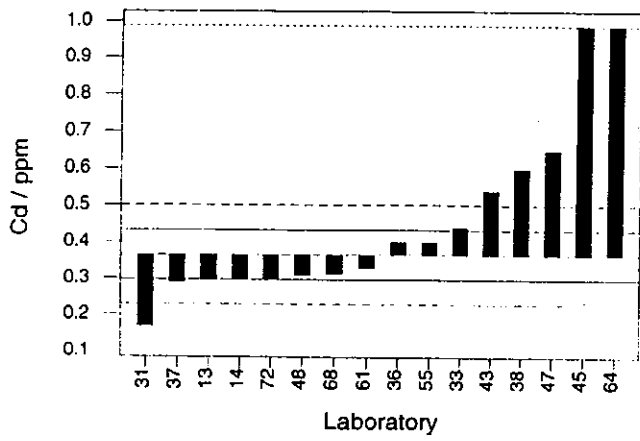


Figure 2(b)

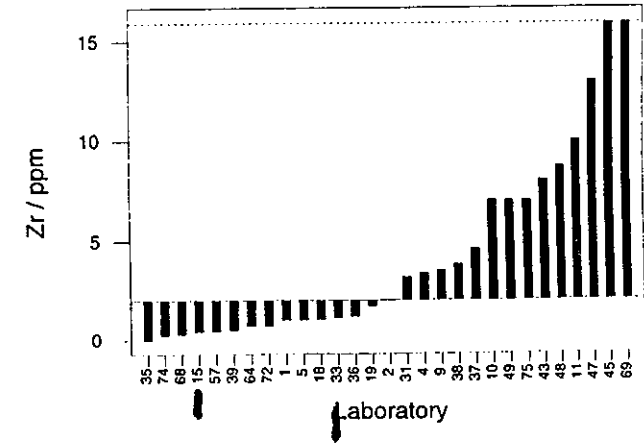
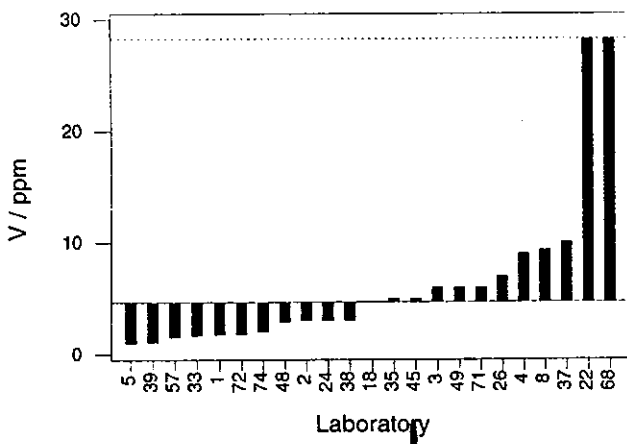
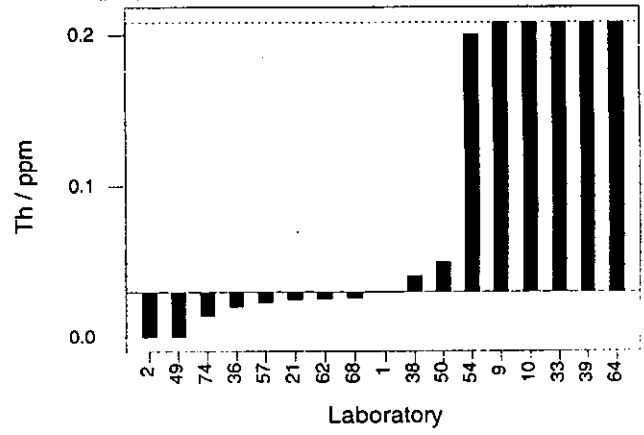
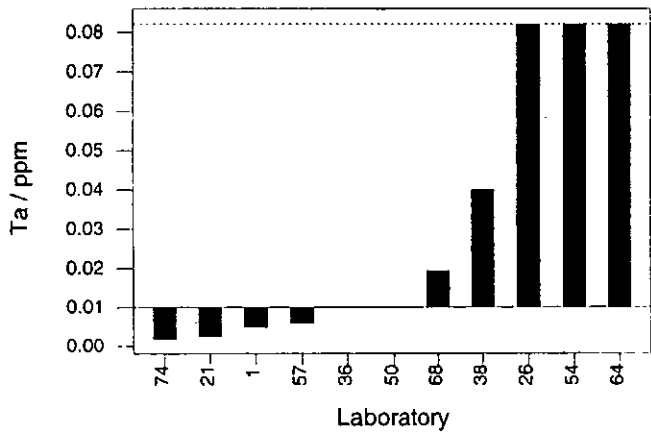
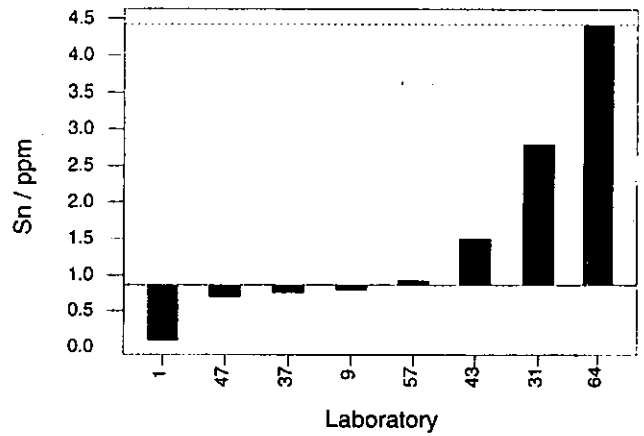
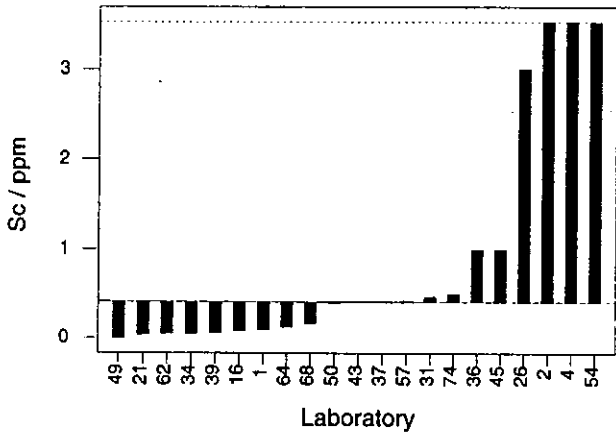
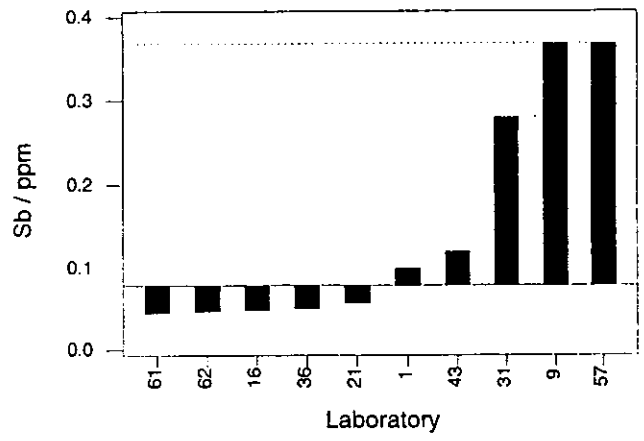
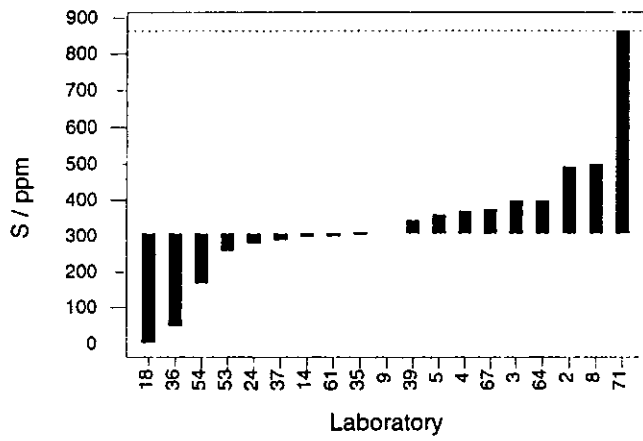
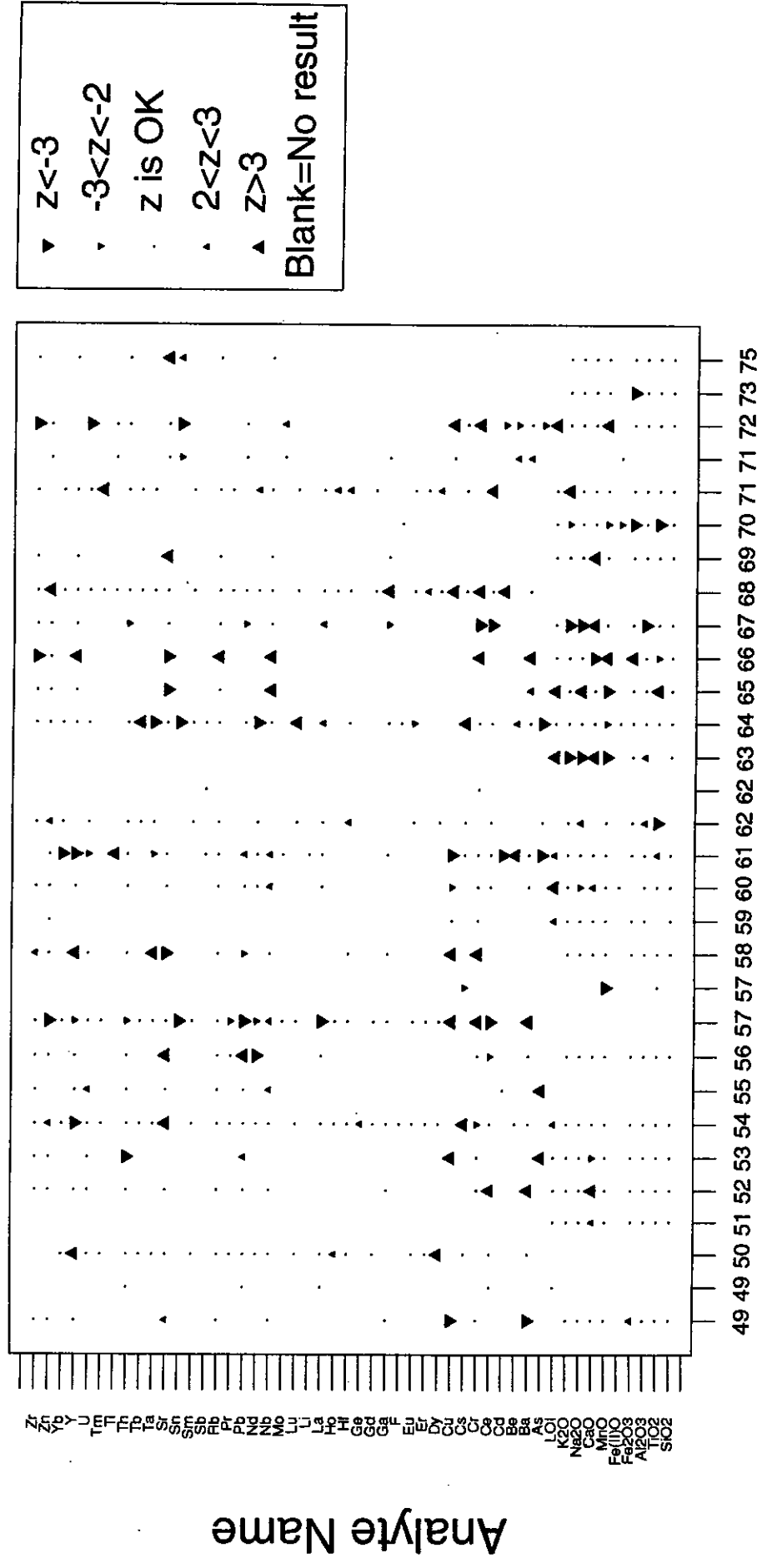


Figure 2(c)





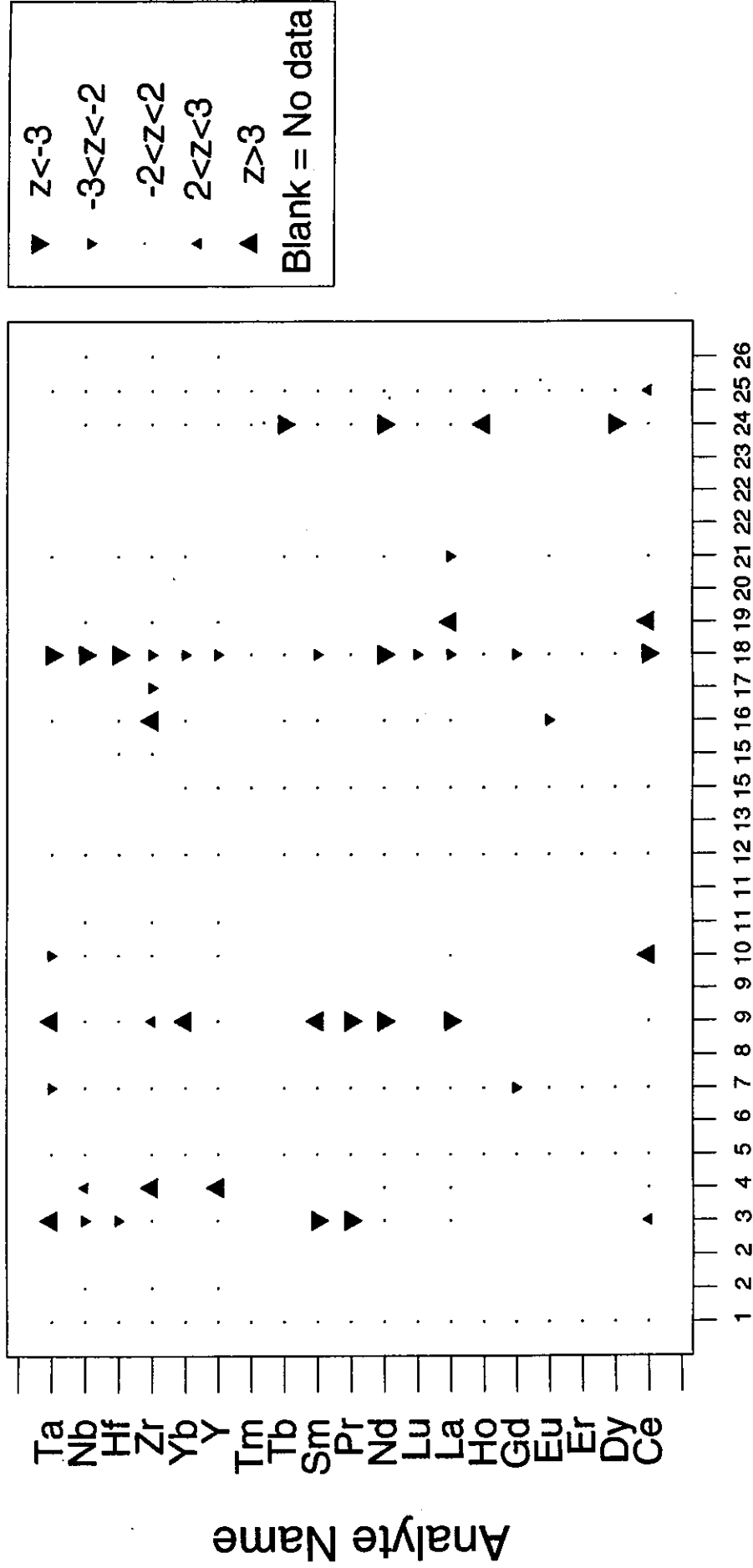
# GeoPT - Multiple z-score Chart



## Laboratory Identity Code

Figure 3c

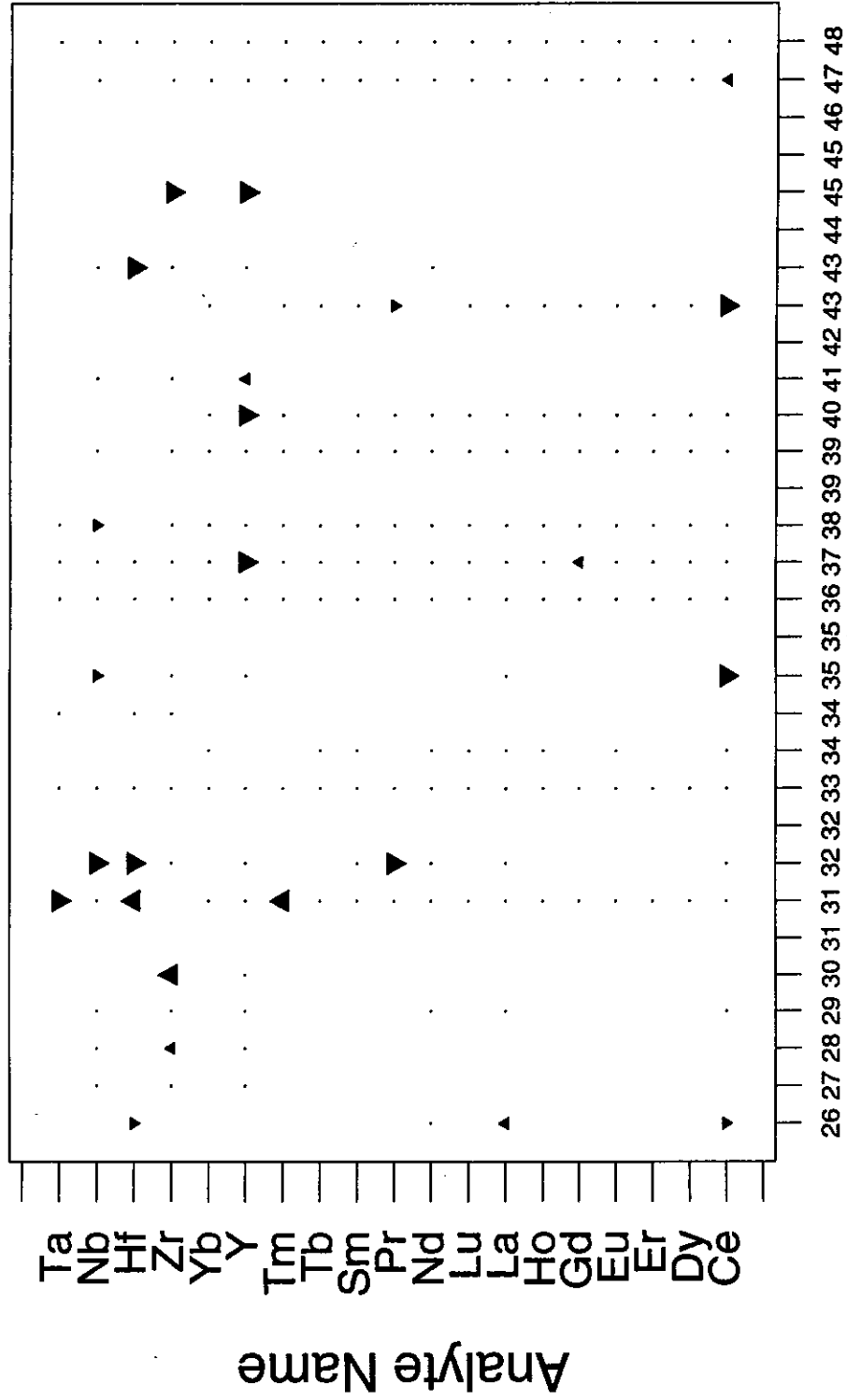
# GeoPT - Multiple z-score Chart



## Laboratory Identity Code

Figure 4  
CAL-S (CRPG limestone): Performance summary plot for laboratories using the same symbols as listed in Figure 3.

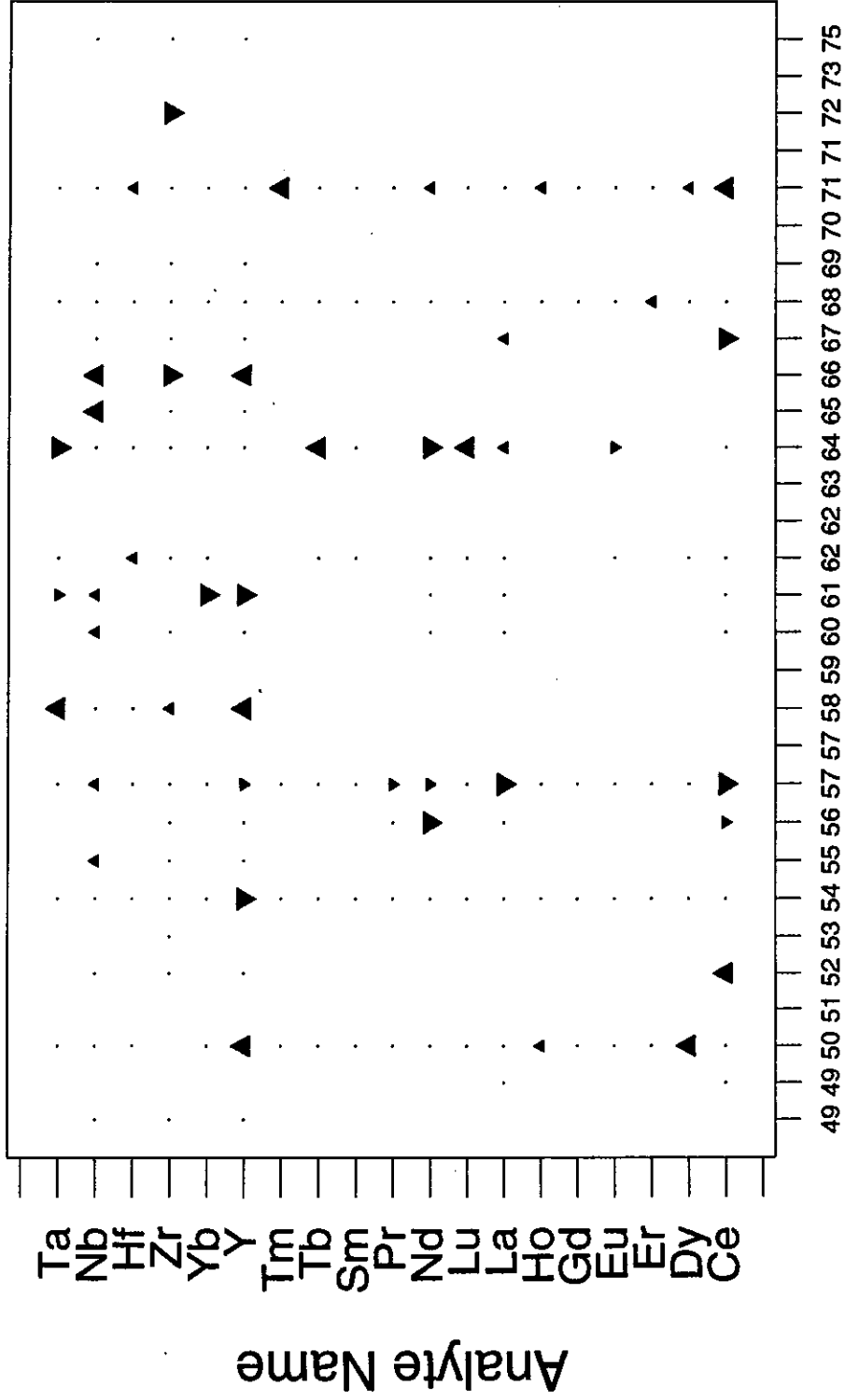
# GeoPT - Multiple z-score Chart



Laboratory Identity Code

Figure 4b

# GeoPT - Multiple z-score Chart



Laboratory Identity Code

Figure 4c