

GeoPT27 – AN INTERNATIONAL PROFICIENCY TEST FOR ANALYTICAL GEOCHEMISTRY LABORATORIES – REPORT ON ROUND 27 (Andesite, MGL-AND) / July 2010

**Peter C. Webb^{1*}, Michael Thompson², Philip J. Potts¹
and B. Batjargal³**

¹Department of Earth Sciences, The Open University, Walton Hall, Milton Keynes, MK7 6AA, UK.

²Department of Chemistry, Birkbeck College, Gordon House, London, WC1H 0PP, UK.

³Central Geological Laboratory, Ulaanbaatar, Mongolia.

*Corresponding author: e-mail p.c.webb@open.ac.uk

Keywords: proficiency testing, quality assurance, GeoPT, GeoPT27 Round, MGL-AND, andesite

Abstract

Results are presented for GeoPT27, round twenty-seven of the International Association of Geoanalysts' Proficiency Testing programme for analytical geochemistry laboratories. The sample distributed for this round was andesite, MGL-AND, supplied by Dr B. Batjargal of the Central Geological Laboratory, Mongolia. In this report, contributed data are listed, together with an assessment of consensus values, z-scores and charts showing both the distribution of contributed results and the overall performance of participating laboratories.

Introduction

This twenty-seventh round of the international proficiency testing programme, GeoPT, was conducted in a similar manner to earlier rounds. The programme is designed to be part of the routine quality assurance scheme of analytical geochemistry laboratories and the aims of the programme can be reviewed at <http://www.geoanalyst.org/geoPT.html>. The programme is organised by the International Association of Geoanalysts and is conducted in accordance with a published protocol (<http://www.geoanalyst.org/GeoPT-protocol.pdf>). The overall aim of the programme is to provide

participating laboratories with z-score information for each reported elemental determination, from which the laboratories can decide whether the quality of their data is satisfactory in relation to both their chosen fitness-for-purpose criterion and results submitted by all the other laboratories contributing to the round and, therefore, choose to take appropriate corrective action if this appears justified.

Steering Committee for Round 27: M. Thompson, P.C. Webb, P.J. Potts and B. Batjargal.

Sample GeoPT27: MGL-AND, andesite, was produced in the Central Geological Laboratories, Mongolia, under direction of Dr B. Batjargal. The test material was tested for grain size distribution and compositional homogeneity by the originating laboratory and was considered suitable for use in the GeoPT proficiency testing programme.

Timetable for Round 27:

Distribution of sample: March 2010.

Deadline for submission of analytical results:

11th June 2010.

Distribution of draft report: July/August 2010

Submission of results

Results submitted by 80 laboratories are listed in Table 1. All of these data were used for the assessment of assigned values.

Assigned values

Following procedures described in earlier rounds, a robust statistical procedure was used to derive assigned concentration values [X_a], these being judged to be the best estimates of the true composition of this sample. Data in Table 2 lists assigned and provisional values for 11 major components and 45 trace elements. Values were assigned on the basis that: (i) sufficient laboratories had contributed data for an element, (ii) the statistical assessment gave confidence that the results showed a central portion approximating to a normal distribution. Part of this assessment involved examining bar charts for each element to judge the distribution of results and the most favourable basis for defining the assigned values. In 28 cases the robust mean was used as the preferred value. In 21 cases the median value was preferred. In 7 cases a mode produced a baseline that had improved symmetry with the normally distributed portion of the graph. The procedure used to determine the mode was based on the analysis of mixed populations detailed in Thompson (2006) and first used in GeoPT to analyse round 23 data. Confidence in one such value (for Bi) was sufficient for it to be designated as assigned: the other six values obtained in this way were assigned provisional values.

Bar charts for 56 elements/components that were judged to have satisfactory distributions for assigned or provisional values to be given, as listed in Table 2, are shown in Figure 1, namely: SiO₂, TiO₂, Al₂O₃, Fe₂O₃T, MnO, MgO, CaO, Na₂O, K₂O, P₂O₅, LOI, As, Ba, Be, Ce, Co, Cr, Cs, Cu, Dy, Er, Eu, Ga, Gd, Ge, Hf, Ho, In, La, Li, Lu, Mo, Nb, Nd, Ni, Pb, Pr, Rb, Sb, Sc, Sm, Sn, Sr, Ta, Tb, Th, Tl, Tm, U, V, W, Y, Yb, Zn, and Zr. Of these, only provisional values could be given to the 9 elements/components: LOI, As, Ge, In, Mo, Sb, Sn, Ta

and W. In most cases these corresponded to results for which modes were chosen to obtain a consensus value.

Bar charts for the 8 elements/components, Fe(II)O, H₂O⁺, CO₂, Ag, Cd, Cl, F and S are plotted in Figure 2 for information only, where the data were not amenable to the reliable determination of a consensus.

Z-score analysis

As in previous rounds, laboratories were invited to choose one of two performance standards against which their analytical results would be judged:

Data quality 1 for laboratories working to a 'pure geochemistry' standard of performance, where analytical results are designed for geochemical research and where care is taken to provide data of high precision and accuracy, sometimes at the expense of a reduced sample throughput rate. 1432 results of data quality 1 were submitted.

Data quality 2 for laboratories working to an 'applied geochemistry' standard of performance, where, although precision and accuracy are still important, the main objective is to provide results on large numbers of samples collected, for example, as part of geochemical mapping projects or geochemical exploration programmes. 1531 results of data quality 2 were submitted.

The target standard deviation (H_a) for each element assessed was calculated from a modified form of the Horwitz function as follows:

$$H_a = k \cdot X_a^{0.8495}$$

Where X_a is the concentration of the element expressed as a *fraction*, and the factor $k = 0.01$ for pure geochemistry labs and $k = 0.02$ for applied geochemistry labs.

Z-scores were calculated for each elemental result submitted by each laboratory from:

$$z = [X - X_a] / H_a$$

where: X is the contributed result, X_a is the assigned value and H_a is the target standard deviation.

Z-score results are listed in Table 3. Participating laboratories are invited to assess their performance using the following criterion:-

Z-score results in the range $-2 < z < 2$ are considered to be 'satisfactory' (in the sense that no action is called for by the participant). If the z-score for any element falls outside this range, especially if it is outside the range $-3 < z < 3$, it would be advisable for contributing laboratories to examine their procedures, and if necessary, to take action to ensure that determinations are not subject to unsuspected analytical bias.

Overall performance

A summary of the overall performance of individual laboratories in this round is plotted in Figure 3 as a multiple z-score chart. In this chart, the z-score performance for each element is distinguished by symbols that make it simple to identify whether the results were satisfactory or gave z-scores that exceeded the action limits. This chart is designed to help individual laboratories to judge their overall performance in this proficiency testing round.

Participation in future rounds

The benefit from proficiency testing arises from regular participation and laboratories are invited to contribute to the GeoPT28 round, the sample for which will be distributed during September 2010.

Acknowledgements

The authors thank John Watson and Liz Lomas (The Open University) for valued assistance in the distribution of samples and the production of this report. Thanks also to Ms B. Davaasuren for assistance at the Central Geological Laboratory, Mongolia.

Reference

Thompson, M. (2006). Using mixture models for bump-hunting in the results of proficiency tests. *Accred. Qual. Assur.*, 10, 501-505.

Appendix 1

Publication status of proficiency testing reports

GeoPT1

Thompson M., Potts P.J., Kane J.S. and Webb P.C. (1996) GeoPT1. International proficiency test for analytical geochemistry laboratories - Report on round 1. *Geostandards Newsletter: The Journal of Geostandards and Geoanalysis*, 20, 295-325.

GeoPT2

Thompson M., Potts P.J., Kane J.S., Webb P.C. and Watson, J.S. (1998) GeoPT2. International proficiency test for analytical geochemistry laboratories - Report on round 2. *Geostandards Newsletter: The Journal of Geostandards and Geoanalysis*, 22 127-156.

GeoPT3

Thompson M., Potts P.J., Kane J.S. and Chappell B.W. (1999a) GeoPT3. International proficiency test for analytical geochemistry laboratories - Report on round 3. *Geostandards Newsletter: The Journal of Geostandards and Geoanalysis*, 23, 87-121.

GeoPT4

Thompson M., Potts P.J., Kane J.S., Webb P.C. and Watson J.S. (1999b) GeoPT4. International proficiency test for analytical geochemistry laboratories - Report on round 4. Published in the electronic version of *Geostandards Newsletter: The Journal of Geostandards and Geoanalysis* (Summer 2000).

GeoPT5

Thompson M., Potts P.J., Kane J.S., and Wilson S. (1999c) GeoPT5. International proficiency test for analytical geochemistry laboratories - Report on round 5. Published in the electronic version of *Geostandards Newsletter: The Journal of Geostandards and Geoanalysis* (Summer 2000).

GeoPT6

Potts P.J., Thompson M., Kane J.S., Webb P.C. and Carignan J. (2000) GEOPT6 - an international proficiency test for analytical geochemistry laboratories - report on round 6 (OU-3: Nanhon microgranite) and 6A (CAL-S: CRPG limestone). International Association of Geoanalysts: Unpublished report.

GeoPT7

Potts P.J., Thompson M., Kane J.S., and Petrov L.L. (2000) GEOPT7 - an international proficiency test for analytical geochemistry laboratories - report on round 7 (GBPG-1 Garnet-biotite plagiogneiss). International Association of Geoanalysts: Unpublished report.

GeoPT8

Potts P.J., Thompson M., Kane J.S., Webb, P.C. and Watson J.S. (2000) GEOPT8 - an international proficiency test for analytical geochemistry laboratories - report on round 8 / February 2001 (OU-4 Penmaenmawr microdiorite). International Association of Geoanalysts: Unpublished report.

GeoPT9

Potts P.J., Thompson M., Webb, P.C. and Watson J.S. (2001) GEOPT9 - an international proficiency test for analytical geochemistry laboratories - report on round 9 / July 2001 (OU-6 Penrhyn slate). International Association of Geoanalysts: Unpublished report.

GeoPT10

Potts P.J., Thompson M., Webb, P.C., Watson J.S. and Wang Yimin (2001) GEOPT10 - an international proficiency test for analytical geochemistry laboratories - report on round 10 / December 2001 (CH-1 Marine sediment). International Association of Geoanalysts: Unpublished report.

GeoPT11

Potts P.J., Thompson M., Chenery S.R., Webb, P.C. and Watson J.S. (2002)
GeoPT11 - an international proficiency test for analytical geochemistry laboratories - report on round 11 / July 2002 (OU-5 Leaton dolerite). International Association of Geoanalysts: Unpublished report.

GeoPT12

Potts P.J., Thompson M., Chenery S.R., Webb, P.C. and Batjargal B. (2003)
GeoPT12 - an international proficiency test for analytical geochemistry laboratories - report on round 12 / January 2003 (GAS Serpentinite). International Association of Geoanalysts: Unpublished report.

GeoPT13

Potts P.J., Thompson M., Chenery S.R., Webb, P.C. and Kaspar H.U. (2003)
GeoPT13 - an international proficiency test for analytical geochemistry laboratories - report on round 13 / July 2003 (Köln Loess). International Association of Geoanalysts: Unpublished report.

GeoPT14

Potts P.J., Thompson M., Chenery S.R., Webb, P.C. and B. Batjargal (2004)
GeoPT14 - an international proficiency test for analytical geochemistry laboratories - report on round 14 / January 2004 (OshBO - alkaline granite). International Association of Geoanalysts: Unpublished report.

GeoPT15

Potts P.J., Thompson M., Chenery S.R., Webb, P.C. and WANG Yimin (2004)
GeoPT15 - an international proficiency test for analytical geochemistry laboratories - report on round 15 / June 2004 (Ocean floor sediment MSAN). International Association of Geoanalysts: Unpublished report.

GeoPT16

Potts P.J., Thompson M., Webb, P.C. and S.Wilson (2005)
GeoPT16 - an international proficiency test for analytical geochemistry laboratories - report on round 16 / February 2005 (Nevada basalt, BNV-1). International Association of Geoanalysts: Unpublished report.

GeoPT17

Potts P.J., Thompson M., Webb, P.C. and J. Nicholas Walsh (2005)
GeoPT17 - an international proficiency test for analytical geochemistry laboratories - report on round 17 / July 2005 (Calcareous sandstone, OU-8). International Association of Geoanalysts: Unpublished report.

GeoPT18

Webb, P.C., Thompson M., Potts P.J. and L. Paul Bedard (2006)
GeoPT18 - an international proficiency test for analytical geochemistry laboratories - report on round 18 / Jan 2006 (Quartz Diorite, KPT-1). International Association of Geoanalysts: Unpublished report.

GeoPT19

Webb, P.C., Thompson M., Potts P.J. and B. Batjargal (2006)
GeoPT19 - an international proficiency test for analytical geochemistry laboratories - report on round 19 / July 2006 (Gabbro, MGR-N). International Association of Geoanalysts: Unpublished report.

GeoPT20

Webb, P.C., Thompson M., Potts P.J. and M. Burnham (2007)
GeoPT20 - an international proficiency test for analytical geochemistry laboratories - report on round 20 / Jan 2007 (Ultramafic rock, OPY-1). International Association of Geoanalysts: Unpublished report.

GeoPT21

Webb, P.C., Thompson M., Potts P.J. and B. Batjargal (2007)
GeoPT21 - an international proficiency test for analytical geochemistry laboratories - report on round 21 / July 2007 (Granite, MGT-1). International Association of Geoanalysts: Unpublished report.

GeoPT22

Webb, P.C., Thompson, M., Potts, P.J. and Batjargal, B. (2008)
GeoPT22 - an international proficiency test for analytical geochemistry laboratories - report on round 22 / January 2008 (Basalt, MBL-1). International Association of Geoanalysts: Unpublished report.

GeoPT23

Webb, P.C., Thompson, M., Potts, P.J., Watson, J.S. and Kriete, C. (2008)
GeoPT23 - an international proficiency test for analytical geochemistry laboratories - report on round 23 / September 2008 (Separation Lake pegmatite, OU-9) and 23A (Manganese nodule, FeMn-1). International Association of Geoanalysts: Unpublished report.

GeoPT24

Webb, P.C., Thompson, M., Potts, P.J. and Watson, J.S. (2009)
GeoPT24 - an international proficiency test for analytical geochemistry laboratories - report on round 24 / January 2009 (Longmyndian greywacke, OU-10). International Association of Geoanalysts: Unpublished report.

GeoPT25

Webb, P.C., Thompson, M., Potts, P.J. and Enzweiler, J. (2009)
GeoPT25 - an international proficiency test for analytical geochemistry laboratories - report on round 25 / July 2009 (Basalt, HTP-1). International Association of Geoanalysts: Unpublished report.

GeoPT26

Webb, P.C., Thompson, M., Potts, P.J. and Loubser, M. (2010)
GeoPT26 - an international proficiency test for analytical geochemistry laboratories - report on round 26 / January 2010 (Ordinary Portland cement, OPC-1). International Association of Geoanalysts: Unpublished report.

Table 1 GeoPT27 Contributed data for Andesite, MGL-AND (June 2010)

Lab identifier		B01	B01	B02	B03	B04	B05	B06	B07	B08	B09
Sample		MGL-AND	MGL-AND	MGL-AND	MGL-AND	MGL-AND	MGL-AND	MGL-AND	MGL-AND	MGL-AND	MGL-AND
Data quality		1	2	1	2	2	1	2	1	1	1
SiO2	% m/m	59.46		59.44	59.27	59.15	59.27	59.39	58.81	59.52	57.9
TiO2	% m/m	0.72		0.68	0.717	0.7	0.703	0.716	0.71	0.727	0.7
Al2O3	% m/m	16.73		16.61	16.78	16.67	16.88	16.71	16.66	16.9	16.4
Fe2O3 T	% m/m	5.542		5.42	5.38	5.55	5.318	5.42	5.45	5.52	5.38
Fe(II)O	% m/m			1.65					1.83		1.03
MnO	% m/m	0.078		0.07	0.083	0.08	0.082	0.08	0.081	0.082	0.08
MgO	% m/m	3.434		3.37	3.56	3.62	3.63	3.59	3.58	3.57	3.25
CaO	% m/m	5.672		5.37	5.55	5.5	5.58	5.58	5.7	5.6	5.58
Na2O	% m/m	4.381		4.58	4.41	4.53	4.56	4.44	4.43	4.53	4.68
K2O	% m/m	2.398		2.31	2.37	2.43	2.41	2.42	2.38	2.43	2.53
P2O5	% m/m	0.191		0.25	0.262	0.26	0.268	0.26	0.28	0.269	0.25
H2O+	% m/m								1.43		1.23
CO2	% m/m								0.08		0.14
LOI	% m/m	1.39		1.38	-0.13	1.45	1.46	1.39	1.44	1.48	1.33
Ag	mg kg ⁻¹						0.05		0.13		
As	mg kg ⁻¹		3.7		2.7				2.34	2.3	
B	mg kg ⁻¹								12.2		
Ba	mg kg ⁻¹		656		680	668	663		632	678.7	652
Be	mg kg ⁻¹		2			2.14	2		1.98	2.67	
Bi	mg kg ⁻¹						0.1			0.38	
Cd	mg kg ⁻¹	0.12			2.4		0.05			0.043	
Ce	mg kg ⁻¹	50.5			50	51.2	55.9		52.3	53.03	47
Cl	mg kg ⁻¹								81		
Co	mg kg ⁻¹		17		25	19.8	20.2		18.8	19.17	23
Cr	mg kg ⁻¹		87		101	98	99		101	97.03	99
Cs	mg kg ⁻¹					1.06	1.15		1.09	1.02	0
Cu	mg kg ⁻¹		40		34	42.6	43.1		41.6	43.03	42
Dy	mg kg ⁻¹	2.35				2.47	2.53		2.28	2.53	
Er	mg kg ⁻¹	1.16				1.15	1.19		1.02	1.32	
Eu	mg kg ⁻¹	1.42				1.41	1.47		1.39	1.39	
F	mg kg ⁻¹				560				690		
Ga	mg kg ⁻¹		21		20	21.1	21.6		21.8	20.6	24
Gd	mg kg ⁻¹	4.1				3.82	3.93		3.54	4.18	
Ge	mg kg ⁻¹					1.02			1		
Hf	mg kg ⁻¹		7		3.4	3.59	3.68		3.64	3.7	6
Hg	mg kg ⁻¹				0.6						
Ho	mg kg ⁻¹	0.42				0.45	0.45		0.338	0.53	
I	mg kg ⁻¹				14						
In	mg kg ⁻¹				2						
La	mg kg ⁻¹	23.8			25	25.6	27.78		24.6	25.67	24
Li	mg kg ⁻¹		13			14.1	14.2		13.6	13.07	
Lu	mg kg ⁻¹	0.14				0.14	0.15		0.144	0.151	
Mo	mg kg ⁻¹	0.59					0.57		0.57	0.71	0
Nb	mg kg ⁻¹		4		1.4	3.54	3.27		2.83	3.89	5
Nd	mg kg ⁻¹	25.5			29	26.6	28.6		25.5	27.9	27
Ni	mg kg ⁻¹		56		62	63.2	63.5		62.2	63.67	59
Os	mg kg ⁻¹										
Pb	mg kg ⁻¹		16		1	17.8	18		18.1	18.23	19
Pd	mg kg ⁻¹										
Pr	mg kg ⁻¹	6.29			4	6.6	7.11		6.42	7.25	
Rb	mg kg ⁻¹		49		33	51.8	50.9		48.1	48.57	46
Re	mg kg ⁻¹										
Rh	mg kg ⁻¹										
S	mg kg ⁻¹				60						
Sb	mg kg ⁻¹	0.23					0.22		0.24	0.235	
Sc	mg kg ⁻¹					12.5	12.5			11.77	14
Se	mg kg ⁻¹									0.26	
Sm	mg kg ⁻¹	4.97			3	5.19	5.42		4.91	5.453	
Sn	mg kg ⁻¹						1		0.83		3
Sr	mg kg ⁻¹		1061		1125	1125	1144		1125	1146.7	1113
Ta	mg kg ⁻¹					0.24	0.18		0.25	0.248	0
Tb	mg kg ⁻¹	0.49				0.47	0.51		0.458	0.488	
Te	mg kg ⁻¹										
Th	mg kg ⁻¹		3.6		7	6.37	6.41		5.86	6.497	0
Tl	mg kg ⁻¹	0.23					0.22			0.217	
Tm	mg kg ⁻¹	0.15				0.16	0.17		0.144	0.161	
U	mg kg ⁻¹		5.1		1	1.88	1.91		1.77	1.893	1
V	mg kg ⁻¹		120		115	124	128		120	125.3	110
W	mg kg ⁻¹						1.7		1.36	1.667	0
Y	mg kg ⁻²		12		11	12.6	11.4		11.3	13.67	7
Yb	mg kg ⁻¹	0.93				0.98	1.01		0.94	0.984	
Zn	mg kg ⁻¹		67		71	68.1	70.8		73.8	69.83	52
Zr	mg kg ⁻¹		143		126	149	150		135	150	170

Table 1 GeoPT27 Contributed data for Andesite, MGL-AND (June 2010)

Lab identifier	B09	B10	B11	B12	B12	B13	B14	B15	B15	B16
Sample	MGL-AND	MGL-AND	MGL-AND	MGL-AND	MGL-AND	MGL-AND	MGL-AND	MGL-AND	MGL-AND	MGL-AND
Data quality	2	1	2	1	2	2	2	1	2	1
SiO2	% m/m	60.07	59.6	59.168		59.32	60.709		59.37	
TiO2	% m/m	0.756	0.71	0.739		0.73	0.742		0.73	0.8
Al2O3	% m/m	16.6	17.1	16.523		16.61	17.052		16.76	16.39
Fe2O3 T	% m/m	5.85	5.4	5.468		3.04	5.531		5.44	4.85
Fe(II)O	% m/m	1.7				2.19				
MnO	% m/m	0.104	0.077		0.078	0.08	0.083		0.083	0.087
MgO	% m/m	3.9	3.6		3.592	3.54	3.59		3.5	3.56
CaO	% m/m	5.61	5.4	5.55		5.61	5.843		5.53	5.6
Na2O	% m/m	2.2	4.43	4.46		4.45	4.552		4.53	4.54
K2O	% m/m	2.38	2.36	2.39		2.4	2.439		2.46	2.93
P2O5	% m/m	0.22	0.27		0.257	0.28	0.265		0.27	0.25
H2O+	% m/m					1.03				
CO2	% m/m									
LOI	% m/m	1.64	1.5		1.59	1.38	1.36		1.42	
Ag	mg kg ⁻¹		0.128665		0.06					
As	mg kg ⁻¹	10	3.366133							2.77
B	mg kg ⁻¹		10.16751		25					
Ba	mg kg ⁻¹		602.7445	750	600	661	699.2	675.5445		802.28
Be	mg kg ⁻¹		1.872851		2.00	2.12	2	1.867648		
Bi	mg kg ⁻¹	4	0.078536					0.111289		0.088
Cd	mg kg ⁻¹	10	0.138434		0.053					0.04
Ce	mg kg ⁻¹		45.6098		50.2	53.7	50.27	54.35416		51.5
Cl	mg kg ⁻¹	34								
Co	mg kg ⁻¹		18.45757		18.80	19	19.15	19.39762		17.65
Cr	mg kg ⁻¹		93.3694		94.00	88.4	97.8	94.30172		90
Cs	mg kg ⁻¹		0.985498			1.02	0.98	1.101175		1.04
Cu	mg kg ⁻¹		37.91831		43.00	39.9	41.2	41.80799		38.13
Dy	mg kg ⁻¹	2	2.030704	2.29		2.34	2.23	2.423266		2.52
Er	mg kg ⁻¹	2	0.932134	1.02		1.14	1.12	1.14116		1.17
Eu	mg kg ⁻¹	1	1.163478	1.34		1.43	1.32	1.446737		1.41
F	mg kg ⁻¹	315			470.0					
Ga	mg kg ⁻¹		20.54967		20.13	20.8	21.63	21.14364		20.2
Gd	mg kg ⁻¹	5	3.093014	3.82		3.89	3.51	3.949994		4.3
Ge	mg kg ⁻¹		0.919773		1.136			1.021637		1.01
Hf	mg kg ⁻¹		2.845058		3.365	3.47	3.18	3.684785		3.51
Hg	mg kg ⁻¹									
Ho	mg kg ⁻¹	1	0.361609	0.43		0.46	0.4	0.42747		0.4
I	mg kg ⁻¹									
In	mg kg ⁻¹									
La	mg kg ⁻¹		19.9277		23.90	24.7	23.77	25.76547		24.61
Li	mg kg ⁻¹		13.24697	14		14		12.5768		10.59
Lu	mg kg ⁻¹		0.11843	0.15		0.13	0.13	0.144303		0.14
Mo	mg kg ⁻¹		0.57234		0.78			0.594455		0.54
Nb	mg kg ⁻¹		3.081021		3.467603	3.35	3	3.378158		3.05
Nd	mg kg ⁻¹		22.94533		24.1	26.9	24.74	27.40435		26.27
Ni	mg kg ⁻¹		56.88323		63.0	60.2	65.5	63.87193		57.54
Os	mg kg ⁻¹									
Pb	mg kg ⁻¹		17.24147		18.20	19	16.7	18.20313		17.4
Pd	mg kg ⁻¹									
Pr	mg kg ⁻¹	7	5.55632		5.840	6.6	6.32	6.722948		6.47
Rb	mg kg ⁻¹		48.45185	60	47	50.1	48.52	50.62954		47.25
Re	mg kg ⁻¹									
Rh	mg kg ⁻¹									0.027
S	mg kg ⁻¹	0								
Sb	mg kg ⁻¹	21	0.185747		0.72					0.24
Sc	mg kg ⁻¹		10.71052		12.0	12	11.6	11.9382		
Se	mg kg ⁻¹		0.380951							
Sm	mg kg ⁻¹	5	4.217529	4.952533		5.05	4.75	5.166255		5.04
Sn	mg kg ⁻¹		0.89228		1.4			1.000816		0.88
Sr	mg kg ⁻¹		1010.813	1100	1156	1117	1106.6	1135.073		1084
Ta	mg kg ⁻¹		0.217407		0.237	0.22		0.24057		0.24
Tb	mg kg ⁻¹	1	0.365447		0.486	0.49	0.44	0.488069		0.48
Te	mg kg ⁻¹		0.006288							
Th	mg kg ⁻¹		5.51817		5.836	6.26	5.64	6.277212		6.11
Tl	mg kg ⁻¹		0.189568		0.77			0.203557		0.215
Tm	mg kg ⁻¹		0.125108		0.152013	0.15	0.14	0.152321		0.15
U	mg kg ⁻¹		1.885607		1.8	1.89	1.67	1.873247		1.8
V	mg kg ⁻¹		120.8831		120	119	123	125.109		120.14
W	mg kg ⁻¹		1.320565		1.50			1.385476		
Y	mg kg ⁻²		9.273916		12.5033	12.2	10.79	12.41942		11.8
Yb	mg kg ⁻¹	2	0.775527		0.985904	0.98	0.91	0.977973		0.96
Zn	mg kg ⁻¹		66.36665	70	62	67.8	70.8	68.52694		
Zr	mg kg ⁻¹		117.522	210	160	149	133.85	144.1961		

Table 1 GeoPT27 Contributed data for Andesite, MGL-AND (June 2010)

Lab identifier	B17	B18	B19	B20	B21	B22	B23	B24	B25	B26
Sample	MGL-AND	MGL-AND	MGL-AND	MGL-AND	MGL-AND	MGL-AND	MGL-AND	MGL-AND	MGL-AND	MGL-AND
Data quality	2	2	2	2	1	1	1	1	1	2
SiO2	% m/m	59.15	59.61713	59.6772		58.77	58.35	59.12	57.4	60.9
TiO2	% m/m	0.71	0.662108	0.696892		0.72	0.73	0.73	0.6743	0.67
Al2O3	% m/m	16.71	16.91168	16.01914		16.68	16.21	16.25	13.65	16.1
Fe2O3 T	% m/m	5.43	5.175403	5.48685		5.36	5.39	5.82	5.27	5.31
Fe(II)O	% m/m									
MnO	% m/m	0.08	0.084376	0.079405		0.08	0.09	0.09	0.078	0.076
MgO	% m/m	3.55	3.945108	4.173458		3.47	4.05	4.05	3.37	3.2
CaO	% m/m	5.52	5.611463	5.422241		5.52	5.43	5.17	5.35	5.14
Na2O	% m/m	4.36	4.488454	4.131536		4.46	4.86	4.18	2.2	4.19
K2O	% m/m	2.3	2.337737	2.349112		2.37	2.29	2.4	2.36	2.27
P2O5	% m/m	0.27	0.263936	0.256464		0.25	0.23	0.23	0.2295	0.25
H2O+	% m/m									
CO2	% m/m									
LOI	% m/m		1.46	1.46	1.36		1.37		1.92	
Ag	mg kg ⁻¹	0.054	0.06							
As	mg kg ⁻¹		2.94	2.49525	1.776667		4		1.5	
B	mg kg ⁻¹	6.905								
Ba	mg kg ⁻¹	656.301	684	622.5142	685.6667	665.49	655	751	693.5	650
Be	mg kg ⁻¹	1.948	1.64		1.903333			12		
Bi	mg kg ⁻¹	0.1078	0.088		0.112333					
Cd	mg kg ⁻¹	0.0742	0.049		0.046833		3		2	
Ce	mg kg ⁻¹	53.753	54	53.0848	51.9	53.33	52	45.9	50.7	45.3
Cl	mg kg ⁻¹				79					
Co	mg kg ⁻¹	20.474	19	18.504	19.26667	19.04	20	19		15.5
Cr	mg kg ⁻¹	112.01	94	94.03225	93	91.99	83	114	83.9	79.2
Cs	mg kg ⁻¹	0.844	1.02		1.024333	1.018		1.14	15.7	0.89
Cu	mg kg ⁻¹	41.803	43.1	42.8284	42.16667	39.67	38	36	41.8	29.2
Dy	mg kg ⁻¹	2.439	2.46		2.28	2.544		3		2.18
Er	mg kg ⁻¹	1.166	1.16		1.063333	1.151		1.5		1.02
Eu	mg kg ⁻¹	1.368	1.41		1.413333	1.345		1.9		1.2
F	mg kg ⁻¹				447					
Ga	mg kg ⁻¹	16.394	21.1	21.3824	22.1	21.26	20	21	19.4	
Gd	mg kg ⁻¹	4.075	3.85		3.777156	4.03		4		3.36
Ge	mg kg ⁻¹	0.982								
Hf	mg kg ⁻¹	3.503	3.57			3.48	2	2.88		
Hg	mg kg ⁻¹									
Ho	mg kg ⁻¹	0.424	0.439		0.402667	0.584		0.6		0.38
I	mg kg ⁻¹									
In	mg kg ⁻¹	0.0452								
La	mg kg ⁻¹	24.789	25.4	30.6824	23.96667	24.4	47	27.9	25.6	21.7
Li	mg kg ⁻¹	13.28	13.6		13.36667					12.1
Lu	mg kg ⁻¹	0.1426	0.151		0.135333	0.15		0.2		0.12
Mo	mg kg ⁻¹	0.46		0.5476	0.665					
Nb	mg kg ⁻¹	3.951	3.02	4.29725		3.38	2	13	2.4	
Nd	mg kg ⁻¹	26.17	27		26.16667	26.65	24	22	19.3	22.9
Ni	mg kg ⁻¹	235.011	63	61.20825	63.43333	64.64	56	54	59.7	49.2
Os	mg kg ⁻¹									
Pb	mg kg ⁻¹	19.933	18.4	16.7852	19.03333	17.9	27	36	18	17.1
Pd	mg kg ⁻¹		6.65							
Pr	mg kg ⁻¹	6.376			6.28	6.71		5		5.7
Rb	mg kg ⁻¹		48.7	47.7931	46.13333	48.08	53	55	47	42.9
Re	mg kg ⁻¹	50.174								
Rh	mg kg ⁻¹									
S	mg kg ⁻¹			40	105					
Sb	mg kg ⁻¹		0.23		0.257333		1			
Sc	mg kg ⁻¹	17.337	12.3	12.996	11	11.79	13	10.12		10.7
Se	mg kg ⁻¹									
Sm	mg kg ⁻¹	5.114	5.13		4.863333	4.97	2	5.35	4.7	4.49
Sn	mg kg ⁻¹	1.325	0.947		0.934333		7		2.6	
Sr	mg kg ⁻¹	1144.23	1100	1130.265	1040	1180	1147	1117	1021	1115.4
Ta	mg kg ⁻¹	0.2428	0.284			0.226	2	0.81		
Tb	mg kg ⁻¹	0.5094	0.479		0.508	0.511		0.65		0.39
Te	mg kg ⁻¹						1			
Th	mg kg ⁻¹	6.2582			5.636667	6.24	7	4	10.2	5.78
Tl	mg kg ⁻¹	0.227	0.202		0.204333					
Tm	mg kg ⁻¹	0.1638	0.158		0.141	0.155		0.2		0.13
U	mg kg ⁻¹	1.9136	1.91		1.676667	1.763	5	2.2	2.4	1.66
V	mg kg ⁻¹	128.899	122	120.4863	118	117.32	120	103	122.4	113.4
W	mg kg ⁻¹	1.591	1.64				14			
Y	mg kg ⁻²	13.214	11.5	11.93895		12.32	12	17	10.9	9.46
Yb	mg kg ⁻¹	0.97	1		0.929333	0.938		1.08		0.89
Zn	mg kg ⁻¹	75.544	70	73.9378	74.79333	51.3	68	79	68.3	68.2
Zr	mg kg ⁻¹	153.12	150	158.1962	220	134.78	150	193	139.5	120.9

Table 1 GeoPT27 Contributed data for Andesite, MGL-AND (June 2010)

Lab identifier		B27	B28	B29	B30	B31	B32	B33	B34	B35	B36
Sample		MGL-AND	MGL-AND	MGL-AND	MGL-AND	MGL-AND	MGL-AND	MGL-AND	MGL-AND	MGL-AND	MGL-AND
Data quality		1	2	2	1	1	2	2	2	2	1
SiO2	% m/m	56.57	58.9	60.003	59.731	59.03	59.68	60.09	58.65	58.831	59.37
TiO2	% m/m	0.57	0.709	0.745	0.721	0.71		0.733	0.69	0.699	0.67
Al2O3	% m/m	14.07	16.7		16.974	16.6		16.97	16.13	16.626	16.49
Fe2O3 T	% m/m	4.93	5.45	5.609	5.516	5.71		5.453	5.56	5.518	5.23
Fe(II)O	% m/m					1.89					1.67
MnO	% m/m	0.060	0.077		0.0832	0.08		0.081	0.09	0.079	0.089
MgO	% m/m	3.02	3.56	3.783	3.576	3.56		3.535	3.41	3.607	3.49
CaO	% m/m	4.85	5.45	5.65	5.668	5.22		5.65	5.91	5.631	5.96
Na2O	% m/m		4.44	4.609	4.422	4.37		4.615	4.41	4.55	4.32
K2O	% m/m	2.3	2.42	2.395	2.458	2.39		2.44	2.37	2.425	2.32
P2O5	% m/m	0.3	0.26		0.272	0.28		0.263		0.276	0.244
H2O+	% m/m										1.49
CO2	% m/m							0.106			0.07
LOI	% m/m		1.42	1.41	1.362	1.54		1.447		1.51	1.35
Ag	mg kg ⁻¹										
As	mg kg ⁻¹					9.39				2.3	
B	mg kg ⁻¹						200				
Ba	mg kg ⁻¹		680		656.3	785		1356.7	680	708.7	717
Be	mg kg ⁻¹		2.1			2.09					
Bi	mg kg ⁻¹										
Cd	mg kg ⁻¹		0.1			0.11					
Ce	mg kg ⁻¹		49		52.4	54.9				47	57.90
Cl	mg kg ⁻¹							140			
Co	mg kg ⁻¹		20		18.1	16.62					21
Cr	mg kg ⁻¹		110		98.5	101		151.3		101	
Cs	mg kg ⁻¹										
Cu	mg kg ⁻¹	80	42		39.4	32.5		67.7	40	32.7	
Dy	mg kg ⁻¹					4.13					2.50
Er	mg kg ⁻¹					1.89					1.28
Eu	mg kg ⁻¹					1.54					1.63
F	mg kg ⁻¹						598	1116.5			780
Ga	mg kg ⁻¹		19.3		21.7					21	
Gd	mg kg ⁻¹					4.5					4.47
Ge	mg kg ⁻¹		1.6								
Hf	mg kg ⁻¹										
Hg	mg kg ⁻¹										
Ho	mg kg ⁻¹					0.73					0.44
I	mg kg ⁻¹										
In	mg kg ⁻¹										
La	mg kg ⁻¹		26		24.2	24.43				30.3	28.26
Li	mg kg ⁻¹		13.8								
Lu	mg kg ⁻¹					0.27					0.16
Mo	mg kg ⁻¹	10				0.65					
Nb	mg kg ⁻¹				3.1						4
Nd	mg kg ⁻¹		24.7			24.3					29.82
Ni	mg kg ⁻¹		71		62.6	69		87.7		64.7	61
Os	mg kg ⁻¹										
Pb	mg kg ⁻¹		19.1		17.4	9.8		27		23	22
Pd	mg kg ⁻¹										
Pr	mg kg ⁻¹		6.5			6.8					6.99
Rb	mg kg ⁻¹		56		50.5					53	
Re	mg kg ⁻¹										
Rh	mg kg ⁻¹										
S	mg kg ⁻¹					45		34.8			
Sb	mg kg ⁻¹										
Sc	mg kg ⁻¹					11.1				13	
Se	mg kg ⁻¹										
Sm	mg kg ⁻¹		5.26			5.57					5.46
Sn	mg kg ⁻¹										
Sr	mg kg ⁻¹		1190		1112.6	784				1163	1192
Ta	mg kg ⁻¹										
Tb	mg kg ⁻¹					0.7					0.56
Te	mg kg ⁻¹										
Th	mg kg ⁻¹				6.2					6	7.5
Tl	mg kg ⁻¹										
Tm	mg kg ⁻¹		0.22			0.29					0.17
U	mg kg ⁻¹		1.01		1.1					2	
V	mg kg ⁻¹		126		126	118		241	120	120.3	117
W	mg kg ⁻¹					3.23					
Y	mg kg ⁻²		12.4		11.8					12.3	11.85
Yb	mg kg ⁻¹					1.78					1.07
Zn	mg kg ⁻¹	36	64		70.2	69.5		98.7	80	71.7	77
Zr	mg kg ⁻¹		170		141.3			38.3	150	150	134

Commas replaced for majors

Table 1

Lab identifier	B36	B37	B38	B39	B40	B41	B41	B42	B43	B44
Sample	MGL-AND	MGL-AND	MGL-AND	MGL-AND	MGL-AND	MGL-AND	MGL-AND	MGL-AND	MGL-AND	MGL-AND
Data quality	2	1	2	2	2	1	2	1	2	2
SiO2	% m/m	58.92	59.142	58.892	58.31	59.29		59.23841	59.29605	59.56
TiO2	% m/m	0.718	0.71	0.75	0.701	0.71		0.711154	0.7125	0.718
Al2O3	% m/m	16.7	16.84	16.374	16.73	16.6		16.74388	16.6894	16.68
Fe2O3 T	% m/m	5.37	5.425	5.342	5.36	5.36		5.787728	5.40323	5.36
Fe(II)O	% m/m	2.06		1.95						
MnO	% m/m	0.081	0.086	0.072	0.082	0.082		0.082032	0.0815	0.078
MgO	% m/m	3.49	3.506	3.504	3.47	3.43		3.497485	3.595	3.64
CaO	% m/m	5.56	5.613	5.601	5.51	5.61		5.573858	5.584095	5.56
Na2O	% m/m	4.57	4.53	4.321		4.33		4.489676	4.475	4.49
K2O	% m/m	2.43	2.447	2.251	2.4	2.37		2.414362	2.39463	2.48
P2O5	% m/m	0.26	0.259	0.249	0.25	0.257		0.268477	0.25774	0.26
H2O+	% m/m	1.83						0.26		
CO2	% m/m	0.11								
LOI	% m/m	1.38	1.453	1.363	1.347	1.35		1.44	1.4	
Ag	mg kg ⁻¹									
As	mg kg ⁻¹		2.19							
B	mg kg ⁻¹									
Ba	mg kg ⁻¹		660	699.8	710	644		673.7589	390	
Be	mg kg ⁻¹	2.1	1.72							
Bi	mg kg ⁻¹									
Cd	mg kg ⁻¹									
Ce	mg kg ⁻¹		53.5	55.09	41.38	54	68	54.81184		
Cl	mg kg ⁻¹			76						
Co	mg kg ⁻¹		17.6	19.9	20	21.7			19	
Cr	mg kg ⁻¹	121	91.1	93.7	91	81	100	95.98978	72	
Cs	mg kg ⁻¹		1.07	1.149	0.72			1.079796		
Cu	mg kg ⁻¹	47	41.2	41.4	40.7	39	40	41.67847	40	
Dy	mg kg ⁻¹		2.36	2.475	1.93			2.693348		
Er	mg kg ⁻¹		1.12	1.188	0.94			1.225271		
Eu	mg kg ⁻¹		1.38	1.403	1.09			1.544705		
F	mg kg ⁻¹			600						
Ga	mg kg ⁻¹		22.6	20.6	17.54	19.9	21	22.28157		
Gd	mg kg ⁻¹		3.64	3.886	2.71			4.060688		
Ge	mg kg ⁻¹			0.84						
Hf	mg kg ⁻¹		3.2	3.972	3.94			3.752161		
Hg	mg kg ⁻¹									
Ho	mg kg ⁻¹		0.43	0.421	0.37			0.484861		
I	mg kg ⁻¹									
In	mg kg ⁻¹									
La	mg kg ⁻¹		22.3	26.48	21	28		26.31079		
Li	mg kg ⁻¹			12.24	391					
Lu	mg kg ⁻¹		0.14	0.139	0.12			0.152516		
Mo	mg kg ⁻¹			0.458	0.49	1.4				
Nb	mg kg ⁻¹		3.61	2.4	3.25	2.5		3.125658		
Nd	mg kg ⁻¹		25	28.09	21.07	25		27.37855		
Ni	mg kg ⁻¹		63	62.1	77	56	70	64.55686	81	
Os	mg kg ⁻¹									
Pb	mg kg ⁻¹		17.1	19.4	20			18.69585	22	
Pd	mg kg ⁻¹									
Pr	mg kg ⁻¹		6.14	6.85	4.98			6.863755		
Rb	mg kg ⁻¹	41	47.4	49.7	32.34	52.2	43	49.31242		
Re	mg kg ⁻¹									
Rh	mg kg ⁻¹									
S	mg kg ⁻¹									
Sb	mg kg ⁻¹			0.256						
Sc	mg kg ⁻¹		7.64	12.5	10.08	11.4		12.78934		
Se	mg kg ⁻¹									
Sm	mg kg ⁻¹		4.92	5.4	4.42			5.467881		
Sn	mg kg ⁻¹			0.8	1.35					
Sr	mg kg ⁻¹		1117	1139.1	1100	1036	1121	1187.562	1080	
Ta	mg kg ⁻¹			0.171	4.18			0.339368		
Tb	mg kg ⁻¹		0.47	0.47	0.35			0.521062		
Te	mg kg ⁻¹									
Th	mg kg ⁻¹		5.9	5.76	3.69	4.9		6.676592	7	
Tl	mg kg ⁻¹				0.33					
Tm	mg kg ⁻¹		0.15	0.154	0.13			0.164701		
U	mg kg ⁻¹		1.69	1.859	2.94	6.6		1.934362		
V	mg kg ⁻¹		116	117.3	110	105	124	125.9306		
W	mg kg ⁻¹			1.4						
Y	mg kg ⁻²		12	14.3	9.63	13.1		12.33664		
Yb	mg kg ⁻¹		0.95	1.007	0.73			0.992727		
Zn	mg kg ⁻¹		70.5	71.9	72.7	65.8	72	73.60875	70	
Zr	mg kg ⁻¹		143	152.4	180	146	178	145.1987		

Table 1 GeoPT27 Contributed data for Andesite, MGL-AND (June 2010)

Lab identifier	B45	B46	B47	B48	B48	B49	B50	B51	B52	B53
Sample	MGL-AND	MGL-AND	MGL-AND	MGL-AND	MGL-AND	MGL-AND	MGL-AND	MGL-AND	MGL-AND	MGL-AND
Data quality	1	1	2	1	2	2	2	2	1	2
SiO2	% m/m		59.27	59.283		0.138	59.13	59.43	59.08	58.4
TiO2	% m/m	0.701	0.73	0.711		0.723	0.718	0.72	0.72	0.71
Al2O3	% m/m	15.68	16.96	16.817		16.03	17.12	16.73	16.83	16.2
Fe2O3 T	% m/m	5.42	5.51	5.348		5.33	5.439	5.4	5.44	5.22
Fe(II)O	% m/m		1.82				1.72		2.09	1.8
MnO	% m/m	0.074	0.083	0.083		0.08	0.0819	0.079	0.08	0.08
MgO	% m/m	3.12	3.58	3.625		3.575	3.548	3.42	3.6	3.51
CaO	% m/m	5.13	5.62	5.593		5.649	5.616	5.55	5.64	5.54
Na2O	% m/m	4.47	4.5	4.504		4.314	4.121	4.18	4.44	4.6
K2O	% m/m	2.48	2.43	2.417		2.306	2.517	2.39	2.42	2.46
P2O5	% m/m		0.27	0.262		0.245	0.2544	0.268	0.26	0.27
H2O+	% m/m									1.4
CO2	% m/m									
LOI	% m/m		1.38	1.38		1.46	1.22	1.47	1.9	1.6
Ag	mg kg ⁻¹					0.5				
As	mg kg ⁻¹	2.3				2	1.553			2.5
B	mg kg ⁻¹									
Ba	mg kg ⁻¹	673	650	680.3	680.9	687	676	689	656	670
Be	mg kg ⁻¹			2.25		1.8	1.734			2
Bi	mg kg ⁻¹									
Cd	mg kg ⁻¹									
Ce	mg kg ⁻¹	52.1	53.4	45.4	51.7	54	53.6	42		52.4
Cl	mg kg ⁻¹									110
Co	mg kg ⁻¹	18.8	19.1	29.1	18.1	25.3	19.38	20	21	19.2
Cr	mg kg ⁻¹	96.7	102.8	95.8	91.9	101.1	83.84	90	103	90
Cs	mg kg ⁻¹	1.07	1.08		1.05	1	1.013			1
Cu	mg kg ⁻¹	41.3		39.7	40.6	27.6	37.17	39	63	42
Dy	mg kg ⁻¹	2.49	2.1		2.28		2.576			2.49
Er	mg kg ⁻¹	1.14			1.09		1.205			1.17
Eu	mg kg ⁻¹	1.48	1.6		1.35		1.396			1.32
F	mg kg ⁻¹									570
Ga	mg kg ⁻¹	21.9	21	20	21.4	32	22.39	20	21	21
Gd	mg kg ⁻¹	4.16			3.75		4.097			3.68
Ge	mg kg ⁻¹						0.871			
Hf	mg kg ⁻¹	3.57	3.99		3.27		3.809		5	4
Hg	mg kg ⁻¹									
Ho	mg kg ⁻¹	0.42			0.423		0.453			0.44
I	mg kg ⁻¹									
In	mg kg ⁻¹									
La	mg kg ⁻¹	24.8	25.9	27.2	25.1	24	26.33			25.7
Li	mg kg ⁻¹				13.8	15				
Lu	mg kg ⁻¹	0.13	0.139		0.133		0.152			0.16
Mo	mg kg ⁻¹					0.9	0.653			0.74
Nb	mg kg ⁻¹	6.58		9.5	5.6		3.39		5	3
Nd	mg kg ⁻¹	26.2	26	36.6	25.7		27.31			26.7
Ni	mg kg ⁻¹	65	110	58.4	60.3	54.5	43.59	60	72	65
Os	mg kg ⁻¹									
Pb	mg kg ⁻¹			20.3	18.4	16	16.7	19	18	17.7
Pd	mg kg ⁻¹									
Pr	mg kg ⁻¹	6.5			6.51		6.586			6.71
Rb	mg kg ⁻¹	45.4	49	47.8	51.6	49	49.62	48	49	53.4
Re	mg kg ⁻¹									
Rh	mg kg ⁻¹									
S	mg kg ⁻¹					560				0.03
Sb	mg kg ⁻¹		0.31		0.228		0.991			0.3
Sc	mg kg ⁻¹		12.24		11.6	12	11.75	12	14	12.6
Se	mg kg ⁻¹									
Sm	mg kg ⁻¹	4.9	5.18		4.96		4.897			4.9
Sn	mg kg ⁻¹						1.04			
Sr	mg kg ⁻¹	1124	1070	1140.8	1114.5	1210	1150	1078	1183	1130
Ta	mg kg ⁻¹	0.43	0.23		0.249		0.227			
Tb	mg kg ⁻¹	0.46	0.45		0.463		0.542			0.5
Te	mg kg ⁻¹									
Th	mg kg ⁻¹	6.21	6.36	6	6.13	6	0.563		6	6.3
Tl	mg kg ⁻¹									0.21
Tm	mg kg ⁻¹	0.15					0.156			0.15
U	mg kg ⁻¹	1.86	1.8		1.76		1.86			1.87
V	mg kg ⁻¹	118.1	124	196.7		121.3	141.2	119	130	124
W	mg kg ⁻¹		1.4				2	1.492		
Y	mg kg ⁻²	10.9			14	11	12.21	13	12	10.9
Yb	mg kg ⁻¹	0.91	0.89		0.927		1.008			1
Zn	mg kg ⁻¹		70	72.2	67.4		68.6	70	68	70
Zr	mg kg ⁻¹	127.5	130	147.4	168.6	145	157	154	152	150

Table 1 GeoPT27 Contributed data for Andesite, MGL-AND (June 2010)

Lab identifier		B54	B55	B56	B57	B58	B59	B60	B61	B62	B63
Sample		MGL-AND	MGL-AND	MGL-AND	MGL-AND	MGL-AND	MGL-AND	MGL-AND	MGL-AND	MGL-AND	MGL-AND
Data quality		2	1	1	2	2	1	1	2	1	1
SiO2	% m/m	59.18	58.62	58.94	59.33	59.456	57.77	59.4	50.8	59.95	58.73
TiO2	% m/m	0.728	0.72	0.709		0.731	0.691	0.7	0.614	0.734	0.71
Al2O3	% m/m	16.69	16.76	16.532	16.68	16.789	16.32	16.75	25.5	16.87	16.77
Fe2O3 T	% m/m	5.46	5.48	5.332	5.3	5.604	5.184	5.45	5.42	5.506	5.35
Fe(II)O	% m/m			1.632							
MnO	% m/m	0.08	0.081	0.08	0.084	0.082	0.0758	0.09	0.091	0.086	0.08
MgO	% m/m	3.55	3.72	3.529	3.57	3.601	3.504	3.62		3.507	3.42
CaO	% m/m	5.59	5.84	5.518	5.68	5.646	5.416	5.51	5.18	5.529	5.473
Na2O	% m/m	4.45	4.56	4.436	4.48	4.532	4.421	4.49		4.55	4.633
K2O	% m/m	2.42	2.43	2.399	2.42	2.445	2.304	2.41	2.41	2.326	2.377
P2O5	% m/m	0.269	0.261	0.267	0.27	0.263	0.2522	0.27		0.257	0.267
H2O+	% m/m					1.171					
CO2	% m/m	0.132									0.07
LOI	% m/m	1.26	1.38	1.64	1.19	1.413				1.454	1.123
Ag	mg kg ⁻¹										1.39
As	mg kg ⁻¹		1.57	3.6						3	
B	mg kg ⁻¹										
Ba	mg kg ⁻¹	674	473.4	688	634		653		659	687.4	644
Be	mg kg ⁻¹	2.05		2.35	1.47		2.35			2.02	1.8
Bi	mg kg ⁻¹		0.44	0.11							0.255
Cd	mg kg ⁻¹			0.17					3.7	0.03	0.175
Ce	mg kg ⁻¹			52.56	52.8		59.99		46.4	60	55.7
Cl	mg kg ⁻¹										
Co	mg kg ⁻¹	19	2.06				21.61			19.9	17.8
Cr	mg kg ⁻¹	97	4.11	91.5					130	73.8	92.5
Cs	mg kg ⁻¹		8.93	0.99			1.278				0.915
Cu	mg kg ⁻¹	41	0.68	42			47.06		80	42.2	47.95
Dy	mg kg ⁻¹			2.209	2.45		2.701				2.49
Er	mg kg ⁻¹			1.053	1.13		1.296				1.225
Eu	mg kg ⁻¹			1.251	1.36		1.522				1.47
F	mg kg ⁻¹			593							
Ga	mg kg ⁻¹	21	2.73	21.85					20.8		20.2
Gd	mg kg ⁻¹			3.663	4.13		4.282				3.9
Ge	mg kg ⁻¹		0.47	1.055							0.7
Hf	mg kg ⁻¹		0.3	3.82			4.058				2.83
Hg	mg kg ⁻¹									0.03	
Ho	mg kg ⁻¹			0.3895	0.43		0.4902				0.285
I	mg kg ⁻¹										
In	mg kg ⁻¹										0.03
La	mg kg ⁻¹	24	5.97	24.845	24.5		28.2		19	32	26.3
Li	mg kg ⁻¹						19.2				13
Lu	mg kg ⁻¹			0.0845			0.1647				0.115
Mo	mg kg ⁻¹		0.01	0.95			0.7705				0.83
Nb	mg kg ⁻¹	3.3	0.57	3.35			3.807		1.8		4.905
Nd	mg kg ⁻¹			24.79	26.2		28.97		25.5		24.3
Ni	mg kg ⁻¹	59	0.67	70					60.9	64.7	52
Os	mg kg ⁻¹										
Pb	mg kg ⁻¹	18.5	0.92	18.58			21.66		24	19.8	16.25
Pd	mg kg ⁻¹										
Pr	mg kg ⁻¹			6.54	6.5		7.099		5.9		6.13
Rb	mg kg ⁻¹	50	106.8	51.05			58.73		55	49.3	46.4
Re	mg kg ⁻¹										
Rh	mg kg ⁻¹										
S	mg kg ⁻¹			94							
Sb	mg kg ⁻¹						0.2461			120	1.23
Sc	mg kg ⁻¹	11.2	0.84	12			14.48				10.3
Se	mg kg ⁻¹									0	
Sm	mg kg ⁻¹			4.8915	4.88		5.583				5.05
Sn	mg kg ⁻¹			0.4			1.203				1.35
Sr	mg kg ⁻¹	1125	13	1142.8	1050		1095.5		1220		1025
Ta	mg kg ⁻¹			0.495			0.302				2.575
Tb	mg kg ⁻¹			0.4365			0.5188				0.505
Te	mg kg ⁻¹								1.1		
Th	mg kg ⁻¹		0.17	5.87	6.12		7.281		5.5		6.1
Tl	mg kg ⁻¹		0.18				0.2454			0.08	0.17
Tm	mg kg ⁻¹						0.1724				
U	mg kg ⁻¹			1.835	2.12		2.161			0	1.95
V	mg kg ⁻¹	117	1.17	121			156.7		207	119	113.5
W	mg kg ⁻¹										3.1
Y	mg kg ⁻²	11	0.02	11.85	11.2		13.06		10.4		10.5
Yb	mg kg ⁻¹		0.49	0.889	1		1.119				0.9
Zn	mg kg ⁻¹	72	3.25	76			85.64		75.9	73.8	68.5
Zr	mg kg ⁻¹	143	2.83	145.7			154.2		165		127

Table 1 GeoPT27 Contributed data for Andesite, MGL-AND (June 2010)

Lab identifier		B64	B65	B66	B67	B68	B69	B70	B71	B72	B72
Sample		MGL-AND	MGL-AND	MGL-AND	MGL-AND	MGL-AND	MGL-AND	MGL-AND	MGL-AND	MGL-AND	MGL-AND
Data quality		1	2	1	2	2	2	1	2	1	2
SiO2	% m/m	59.2	60.3	58.87	59.304	58.895	59.78	59	59.22	58.06	
TiO2	% m/m	0.716	0.75	0.718	0.706	0.75	0.71	0.71	0.7	0.7	
Al2O3	% m/m	16.66	16.5	16.73	16.67	16.712	16.55	16.94	17.03	16.44	
Fe2O3 T	% m/m	5.34	5.3	5.44	5.351	5.49	5.49	5.55	5.4	5.5	
Fe(II)O	% m/m	1.86					1.91				
MnO	% m/m	0.081	0.069	0.08	0.095	0.065	0.08	0.08	0.0739	0.08	
MgO	% m/m	3.57	3.53	3.56	3.57	3.546	3.54	3.607	3.48	3.51	
CaO	% m/m	5.57	5.76	5.6	5.579	5.794	5.76	5.3	5.22	5.45	
Na2O	% m/m	4.51	4.61	4.4	4.433	4.599	4.62	4.63	3.56	4.38	
K2O	% m/m	2.41	2.43	2.4	2.428	2.47	2.44	2.4	2.37	2.39	
P2O5	% m/m	0.265	0.289	0.264	0.258	0.29	0.28	0.26	0.28	0.26	
H2O+	% m/m			0.21			1.26				
CO2	% m/m		0.23				0.11				
LOI	% m/m	1.38	1.38	1.243	1.585	1.35	1.34	1.43	1.5		1.7816
Ag	mg kg ⁻¹						0.06			0	
As	mg kg ⁻¹						2.2			0.31	
B	mg kg ⁻¹										
Ba	mg kg ⁻¹	663.8	680	681		765	699.8	670	676	610.89	
Be	mg kg ⁻¹	2					1.9	2.13			
Bi	mg kg ⁻¹	0.14								0.12	
Cd	mg kg ⁻¹	0.05		0.17			0.076	0.05		0	
Ce	mg kg ⁻¹	57.23	53.8	55.2		56.9	57.25	55.66	47	50.66	
Cl	mg kg ⁻¹		110							48.2	
Co	mg kg ⁻¹	19.02	20	18.5	19.40546	16.3	20.12	25	23	16.37	
Cr	mg kg ⁻¹	99.41	90	90.8		115.5	104	108	96	100.38	
Cs	mg kg ⁻¹	1.11				1.1	1.094	1.16		0	
Cu	mg kg ⁻¹	42.42	40	36.7	36.2588	38.4	43.5	54	51	48.91	
Dy	mg kg ⁻¹	2.41	2.67	2.53		2.5	2.531	2.52			
Er	mg kg ⁻¹	1.13	1.17	1.17		1.1	1.19	1.17			
Eu	mg kg ⁻¹	1.47	1.47	1.51		1.5	1.475	1.54			
F	mg kg ⁻¹										
Ga	mg kg ⁻¹	21.95	20	19.5		21.1	20.68		29	21.08	
Gd	mg kg ⁻¹	3.87	4.19	4.09		4.05	3.941	4.44			
Ge	mg kg ⁻¹									0	
Hf	mg kg ⁻¹	3.78	3.89	3.53		3.95	3.6	3.67		2.8	
Hg	mg kg ⁻¹										
Ho	mg kg ⁻¹	0.43	0.42	0.445		0.49	0.46	0.44			
I	mg kg ⁻¹									0	
In	mg kg ⁻¹						0.038				
La	mg kg ⁻¹	25.65	25.1	26.5		26.59	27.39	26.66	45	21.84	
Li	mg kg ⁻¹	13.55					13.4	10.6			
Lu	mg kg ⁻¹	0.15	0.14	0.148		0.15	0.147	0.15			
Mo	mg kg ⁻¹	0.65		0.95		1.66	0.61			0.83	
Nb	mg kg ⁻¹	3.36	2.69	3.29		3.86	3.282	3	10	2.76	
Nd	mg kg ⁻¹	27.02	27.4	27.8		28.1	28.49	28.08		24.19	
Ni	mg kg ⁻¹	60.75	80	56.2		53.3	65.9	67	77	58.53	
Os	mg kg ⁻¹										
Pb	mg kg ⁻¹	18.69	30	18.6			17.9	17	19	17.12	
Pd	mg kg ⁻¹										
Pr	mg kg ⁻¹	6.23	6.78	7.26		6.9	6.964	7.19			
Rb	mg kg ⁻¹	50	49.7	49.4		50.4	53.46	54	51	50.19	
Re	mg kg ⁻¹										
Rh	mg kg ⁻¹										
S	mg kg ⁻¹										
Sb	mg kg ⁻¹						0.24	0.22		0	
Sc	mg kg ⁻¹	12.26	9.85	11.4		11.2	13.5	13.87		10.64	
Se	mg kg ⁻¹									0.31	
Sm	mg kg ⁻¹	5.37	5.07	5.28		5.3	5.45	5.64		5.57	
Sn	mg kg ⁻¹	0.92					1.11	0.9		0	
Sr	mg kg ⁻¹	1070.8	109	1111	1050	1164.2	1155.9	1075	1128	1100.31	
Ta	mg kg ⁻¹	0.24		0.244		0.26	0.226	0.29		0	
Tb	mg kg ⁻¹	0.49	0.53	0.503			0.491	0.57			
Te	mg kg ⁻¹									0	
Th	mg kg ⁻¹	6.36	6.35	6.5		6.88	6.402	7	17	12	
Tl	mg kg ⁻¹						0.191			0	
Tm	mg kg ⁻¹	0.16	0.15	0.16			0.162	0.16			
U	mg kg ⁻¹	1.9	1.8	1.9		1.97	1.92	2.01	18	5.34	
V	mg kg ⁻¹	124.77	127	112.4		127.5	131	127	117	104.14	
W	mg kg ⁻¹	1.52					1.4			2.57	
Y	mg kg ⁻²	11.45	11.2	12.5		13.5	12.26	18	18	12.48	
Yb	mg kg ⁻¹	1.01	1.02	1.01		1.03	0.992	1.02		0.88	
Zn	mg kg ⁻¹	68.61	70	66		69.2	73	83	74	85.67	
Zr	mg kg ⁻¹	154.96	154	126		143.25	144	230	254	141.75	

Table 1 GeoPT27 Contributed data for Andesite, MGL-AND (June 2010)

Lab identifier	B73	B74	B75	B76	B77	B78	B79	B80
Sample	MGL-AND	MGL-AND	MGL-AND	MGL-AND	MGL-AND	MGL-AND	MGL-AND	MGL-AND
Data quality	1	2	2	2	1	2	2	2
SiO2	% m/m	59.71	59.21	58.97	59.59	59.66	58.85	59.47
TiO2	% m/m	0.72	0.72	0.72	0.684	0.7	0.748	0.72
Al2O3	% m/m	16.43	16.84	16.79	16.72	16.47	16.268	16.73
Fe2O3 T	% m/m	6.01	5.45	5.45	5.353	5.29	5.692	5.39
Fe(II)O	% m/m		2.3					
MnO	% m/m	0.05	0.08	0.08	0.08	0.09	0.076	0.08
MgO	% m/m	7.85	3.51	3.51	3.501	3.59	4.037	3.46
CaO	% m/m	5.22	5.45	5.58	5.504	5.58	5.63	5.6
Na2O	% m/m	1.71	4.49	4.52	4.482	4.57	4.388	4.42
K2O	% m/m	2.37	2.36	2.42	2.395	2.29	2.273	2.43
P2O5	% m/m	0.1	0.25	0.273	0.257	0.26	0.237	0.26
H2O+	% m/m						1.273	
CO2	% m/m							
LOI	% m/m		1.51	1.34	1.29	1.2	1.612	1.21
Ag	mg kg ⁻¹		0.67			0.06		
As	mg kg ⁻¹		4.2	2.4				
B	mg kg ⁻¹							
Ba	mg kg ⁻¹	653.5267		677	659	640	720	717
Be	mg kg ⁻¹				1.8	1.98		
Bi	mg kg ⁻¹	0.117			0.1	0.1		
Cd	mg kg ⁻¹					0.06		
Ce	mg kg ⁻¹	53.291		50	54	52.97	53	
Cl	mg kg ⁻¹		112.27					
Co	mg kg ⁻¹		19.8	20	19.6	22.53	18.5	22
Cr	mg kg ⁻¹		103.48	91	82	89	86	80
Cs	mg kg ⁻¹	1.064333			1.1	0.99	0.93	
Cu	mg kg ⁻¹		43.9	41	39	42.7	44	33
Dy	mg kg ⁻¹	2.386667			2.3	2.49	2.35	
Er	mg kg ⁻¹	1.081			1.16	1.23	1.18	
Eu	mg kg ⁻¹	1.370667			1.4	1.32	1.41	
F	mg kg ⁻¹			659				
Ga	mg kg ⁻¹		17.19	20	22	20.8	19.8	
Gd	mg kg ⁻¹	3.729667			3.8	4.34	4.05	
Ge	mg kg ⁻¹				0.6	0.09		
Hf	mg kg ⁻¹	3.916			3.8	4.1	3.79	
Hg	mg kg ⁻¹							
Ho	mg kg ⁻¹	0.414			0.42	0.45	0.44	
I	mg kg ⁻¹							
In	mg kg ⁻¹				0.04	0.04		
La	mg kg ⁻¹	25.14067		23	27	25.23	26	
Li	mg kg ⁻¹	11.91767		14.9	12.2	15.63		
Lu	mg kg ⁻¹	0.139667			0.11	0.15	0.148	
Mo	mg kg ⁻¹	0.633667	7.59		0.5	0.71	1.21	
Nb	mg kg ⁻¹	3.479667	10.14		3.4	3.17	3.59	
Nd	mg kg ⁻¹	26.57567		27	26	27.07	27	
Ni	mg kg ⁻¹		52.83	61	66.5	69.9	62	53
Os	mg kg ⁻¹							
Pb	mg kg ⁻¹	18.43233	1.1	15	18	21.9	20.1	
Pd	mg kg ⁻¹							
Pr	mg kg ⁻¹	6.549			6.6	6.69	6.71	
Rb	mg kg ⁻¹	46.63933	63.12	49	50	46.77	51	
Re	mg kg ⁻¹							
Rh	mg kg ⁻¹							
S	mg kg ⁻¹		1120				87	
Sb	mg kg ⁻¹				0.21	0.39		
Sc	mg kg ⁻¹			12	11	11.27	13.1	11
Se	mg kg ⁻¹							
Sm	mg kg ⁻¹	4.979			5.2	5.09	5.11	
Sn	mg kg ⁻¹		1.58		1		2.95	
Sr	mg kg ⁻¹	1084.231	1097	1101	1110	1183.8	1068.33	1150
Ta	mg kg ⁻¹	0.259667	0.82		0.3	0.3	0.295	
Tb	mg kg ⁻¹	0.456333			0.49	0.5	0.505	
Te	mg kg ⁻¹							
Th	mg kg ⁻¹	6.460333		6	6.3	6.71	6.41	
Tl	mg kg ⁻¹	0.225			0.2			
Tm	mg kg ⁻¹	0.158333			0.14	0.15	0.161	
U	mg kg ⁻¹	1.819			1.9	1.91	1.82	
V	mg kg ⁻¹		106.13	115	121	137.67	122	114
W	mg kg ⁻¹				1.5			
Y	mg kg ⁻²	10.53133		12	12	11.07	11.5	
Yb	mg kg ⁻¹	1.004667			0.9	1.01	1.01	
Zn	mg kg ⁻¹		3.9	68	72	82.33	74	60
Zr	mg kg ⁻¹	130.5473	21.36	156	146	149.67	158	133

**Table 2 GeoPT27 Assigned values and statistical summary for contributed data
(Andesite MGL-AND)**

	Uncertainty of Assigned value		Horwitz Target value	Uncertainty/T arget	Number of reported results	Robust mean of results	Median of results	Status	Type of assigned value
	X_a	sdm	H_a	sdm/ H_a		% m/m	% m/m		
	% m/m	% m/m	% m/m		n	% m/m	% m/m		
SiO2	59.23	0.057	0.641	0.089	74	59.19	59.23	Assigned	Median
TiO2	0.714	0.002	0.015	0.148	73	0.714	0.716	Assigned	Robust Mean
Al2O3	16.69	0.026	0.219	0.119	73	16.65	16.69	Assigned	Median
Fe2O3 T	5.42	0.013	0.084	0.156	74	5.42	5.42	Assigned	Robust Mean
MnO	0.080	0.000	0.002	0.148	73	0.081	0.080	Assigned	Median
MgO	3.55	0.011	0.059	0.186	73	3.55	3.55	Assigned	Robust Mean
CaO	5.58	0.011	0.086	0.128	74	5.56	5.58	Assigned	Median
Na2O	4.48	0.013	0.071	0.185	71	4.46	4.48	Assigned	Median
K2O	2.40	0.005	0.042	0.123	74	2.40	2.40	Assigned	Median
P2O5	0.261	0.001	0.006	0.225	70	0.261	0.260	Assigned	Robust Mean
LOI	1.40	0.011	0.027	0.401	62	1.41	1.40	Provisional	Median
	mg/kg	mg/kg	mg/kg			mg/kg	mg/kg		
As	2.35	0.077	0.165	0.469	26	2.66	2.45	Provisional	Mode
Ba	673	3.715	20.20	0.184	68	673	674	Assigned	Robust Mean
Be	2.00	0.035	0.144	0.245	33	2.00	2.00	Assigned	Robust Mean
Bi	0.106	0.003	0.012	0.259	17	0.135	0.110	Assigned	Mode
Ce	53.0	0.385	2.332	0.165	60	52.4	53.0	Assigned	Median
Co	19.5	0.217	0.997	0.218	59	19.5	19.3	Assigned	Robust Mean
Cr	95.0	1.182	3.827	0.309	64	95.0	94.2	Assigned	Robust Mean
Cs	1.04	0.016	0.083	0.189	40	1.04	1.05	Assigned	Robust Mean
Cu	41.3	0.326	1.887	0.173	67	41.1	41.3	Assigned	Median
Dy	2.46	0.023	0.172	0.132	43	2.42	2.46	Assigned	Median
Er	1.16	0.014	0.091	0.153	42	1.16	1.16	Assigned	Robust Mean
Eu	1.41	0.014	0.107	0.127	43	1.41	1.41	Assigned	Median
Ga	21.0	0.159	1.062	0.149	56	20.9	21.0	Assigned	Median
Gd	3.96	0.047	0.257	0.183	42	3.96	3.95	Assigned	Robust Mean
Ge	0.99	0.031	0.079	0.385	16	0.86	0.95	Provisional	Mode
Hf	3.63	0.062	0.239	0.260	43	3.63	3.67	Assigned	Robust Mean
Ho	0.436	0.007	0.040	0.169	42	0.436	0.430	Assigned	Robust Mean
In	0.040	0.002	0.005	0.420	6	0.040	0.040	Provisional	Robust Mean
La	25.4	0.269	1.249	0.215	60	25.4	25.3	Assigned	Robust Mean
Li	13.5	0.236	0.729	0.324	28	13.5	13.5	Assigned	Robust Mean
Lu	0.143	0.002	0.015	0.140	41	0.143	0.143	Assigned	Robust Mean
Mo	0.65	0.031	0.056	0.566	34	0.70	0.65	Provisional	Median
Nb	3.36	0.083	0.224	0.371	52	3.47	3.36	Assigned	Median
Nd	26.3	0.258	1.285	0.201	52	26.3	26.4	Assigned	Robust Mean
Ni	62.5	0.872	2.682	0.325	64	62.5	62.4	Assigned	Robust Mean
Pb	18.3	0.218	0.946	0.231	60	18.5	18.3	Assigned	Median
Pr	6.54	0.070	0.394	0.178	44	6.54	6.57	Assigned	Robust Mean
Rb	49.6	0.408	2.204	0.185	62	49.6	49.4	Assigned	Robust Mean
Sb	0.237	0.006	0.024	0.256	23	0.30	0.240	Provisional	Mode
Sc	11.9	0.186	0.654	0.284	47	11.9	11.9	Assigned	Robust Mean
Sm	5.08	0.046	0.318	0.145	48	5.08	5.05	Assigned	Robust Mean
Sn	0.96	0.033	0.077	0.423	25	1.15	1.00	Provisional	Mode
Sr	1116	5.640	31.050	0.180	68	1112	1116	Assigned	Median
Ta	0.242	0.005	0.024	0.197	36	0.274	0.249	Provisional	Mode
Tb	0.49	0.005	0.044	0.106	41	0.49	0.49	Assigned	Median
Th	6.19	0.087	0.376	0.232	56	6.19	6.23	Assigned	Robust Mean
Tl	0.208	0.007	0.021	0.337	20	0.208	0.207	Assigned	Robust Mean
Tm	0.155	0.002	0.016	0.124	37	0.155	0.155	Assigned	Robust Mean
U	1.89	0.018	0.137	0.130	51	1.89	1.89	Assigned	Median
V	121	0.880	4.702	0.187	65	121	120	Assigned	Robust Mean
W	1.49	0.038	0.112	0.341	20	1.66	1.51	Provisional	Mode
Y	12.0	0.157	0.660	0.238	57	11.9	12.0	Assigned	Median
Yb	0.98	0.008	0.079	0.101	45	0.97	0.98	Assigned	Median
Zn	70.0	0.438	2.954	0.148	66	70.6	70.0	Assigned	Median
Zr	148	2.086	5.571	0.374	64	148	149	Assigned	Robust Mean

Table 3 GeoPT27 Z-scores for contributed data (June 2010)

	B01	B01	B02	B03	B04	B05	B06	B07	B08	B09
	MGL-AND	MGL-AND	MGL-AND	MGL-AND	MGL-AND	MGL-AND	MGL-AND	MGL-AND	MGL-AND	MGL-AND
	1	2	1	2	2	1	2	1	1	1
SiO2	0.36	*	0.33	0.03	-0.06	0.06	0.13	-0.65	0.45	-2.07
TiO2	0.37	*	-2.29	0.09	-0.48	-0.76	0.05	-0.29	0.84	-0.96
Al2O3	0.18	*	-0.37	0.21	-0.05	0.87	0.05	-0.14	0.96	-1.33
Fe2O3 T	1.46	*	0.01	-0.23	0.78	-1.21	0.00	0.36	1.20	-0.47
MnO	-0.85	*	-4.27	0.64	0.00	0.85	0.00	0.43	0.85	0.00
MgO	-1.94	*	-3.03	0.11	0.62	1.41	0.36	0.55	0.38	-5.07
CaO	1.07	*	-2.44	-0.17	-0.46	0.00	0.00	1.39	0.23	0.00
Na2O	-1.32	*	1.47	-0.46	0.39	1.19	-0.25	-0.63	0.77	2.87
K2O	-0.05	*	-2.14	-0.36	0.36	0.24	0.24	-0.48	0.71	3.09
P2O5	-10.96	*	-1.72	0.08	-0.08	1.09	-0.08	2.97	1.25	-1.72
LOI	-0.19	*	-0.57	-28.74	1.04	2.45	-0.09	1.70	3.20	-2.45
As	*	4.10	*	1.07	*	*	*	-0.04	-0.28	*
Ba	*	-0.42	*	0.17	-0.12	-0.50	*	-2.03	0.28	-1.04
Be	*	0.01	*	*	0.50	0.02	*	-0.12	4.68	*
Bi	*	*	*	*	*	-0.53	*	*	22.98	*
Ce	-1.07	*	*	-0.64	-0.38	1.25	*	-0.29	0.02	-2.57
Co	*	-1.25	*	2.76	0.15	0.71	*	-0.70	-0.33	3.52
Cr	*	-1.04	*	0.79	0.40	1.06	*	1.58	0.54	1.06
Cs	*	*	*	*	0.12	1.32	*	0.59	-0.25	-12.58
Cu	*	-0.34	*	-1.93	0.34	0.95	*	0.16	0.92	0.37
Dy	-0.64	*	*	*	0.03	0.41	*	-1.05	0.41	*
Er	0.04	*	*	*	-0.04	0.37	*	-1.51	1.80	*
Eu	0.09	*	*	*	0.00	0.56	*	-0.19	-0.19	*
Ga	*	0.00	*	-0.47	0.05	0.56	*	0.75	-0.38	2.82
Gd	0.55	*	*	*	-0.27	-0.11	*	-1.63	0.86	*
Ge	*	*	*	*	0.19	*	*	0.13	*	*
Hf	*	7.06	*	-0.48	-0.08	0.22	*	0.05	0.30	9.93
Ho	-0.40	*	*	*	0.18	0.36	*	-2.47	2.39	*
In	*	*	*	188.70	*	*	*	*	*	*
La	-1.29	*	*	-0.17	0.07	1.89	*	-0.65	0.20	-1.13
Li	*	-0.33	*	*	0.42	0.99	*	0.16	-0.57	*
Lu	-0.17	*	*	*	-0.09	0.48	*	0.09	0.54	*
Mo	-1.11	*	*	*	*	-1.47	*	-1.47	1.05	-11.72
Nb	*	1.44	*	-4.37	0.41	-0.38	*	-2.35	2.39	7.36
Nd	-0.60	*	*	1.06	0.13	1.81	*	-0.60	1.27	0.57
Ni	*	-1.21	*	-0.09	0.14	0.38	*	-0.10	0.45	-1.30
Pb	*	-1.22	*	-9.15	-0.27	-0.33	*	-0.23	-0.09	0.72
Pr	-0.63	*	*	-3.22	0.08	1.45	*	-0.30	1.81	*
Rb	*	-0.13	*	-3.76	0.50	0.59	*	-0.68	-0.46	-1.63
Sb	-0.31	*	*	*	*	-0.74	*	0.11	-0.10	*
Sc	*	*	*	*	0.49	0.98	*	*	-0.14	3.27
Sm	-0.36	*	*	-3.27	0.17	1.06	*	-0.54	1.16	*
Sn	*	*	*	*	*	0.58	*	-1.63	*	26.57
Sr	*	-0.89	*	0.14	0.14	0.90	*	0.28	0.98	-0.10
Ta	*	*	*	*	-0.05	-2.60	*	0.32	0.24	-10.10
Tb	0.00	*	*	*	-0.23	0.46	*	-0.73	-0.05	*
Th	*	-3.44	*	1.08	0.24	0.59	*	-0.87	0.83	-16.45
Tl	1.05	*	*	*	*	0.57	*	*	0.43	*
Tm	-0.32	*	*	*	0.15	0.90	*	-0.68	0.35	*
U	*	11.72	*	-3.23	-0.02	0.18	*	-0.85	0.05	-6.46
V	*	-0.10	*	-0.64	0.32	1.49	*	-0.21	0.92	-2.34
W	*	*	*	*	*	1.87	*	-1.16	1.58	-13.28
Y	*	0.00	*	-0.76	0.45	-0.91	*	-1.06	2.53	-7.57
Yb	-0.68	*	*	*	-0.03	0.33	*	-0.56	0.00	*
Zn	*	-0.51	*	0.17	-0.32	0.27	*	1.29	-0.06	-6.09
Zr	*	-0.42	*	-1.95	0.12	0.41	*	-2.28	0.41	4.00

Table 3 GeoPT27 Z-scores for contributed data (June 2010)

	B09	B10	B11	B12	B12	B13	B14	B15	B15	B16
	MGL-AND	MGL-AND	MGL-AND	MGL-AND	MGL-AND	MGL-AND	MGL-AND	MGL-AND	MGL-AND	MGL-AND
	2	1	2	1	2	2	2	1	2	1
SiO2	*	1.31	0.29	-0.09	*	0.07	1.15	*	0.11	*
TiO2	*	2.77	-0.15	1.64	*	0.52	0.92	*	0.52	5.70
Al2O3	*	-0.41	0.94	-0.76	*	-0.18	0.83	*	0.16	-1.37
Fe2O3 T	*	5.12	-0.12	0.58	*	-14.16	0.66	*	0.12	-6.77
MnO	*	10.26	-0.64	*	-0.43	0.00	0.64	*	0.64	4.27
MgO	*	6.01	0.45	*	0.38	-0.06	0.36	*	-0.41	0.21
CaO	*	0.35	-1.04	-0.35	*	0.17	1.53	*	-0.29	0.23
Na2O	*	-31.85	-0.32	-0.21	*	-0.18	0.54	*	0.39	0.91
K2O	*	-0.48	-0.48	-0.24	*	0.00	0.46	*	0.71	12.60
P2O5	*	-6.42	0.70	*	-0.31	1.49	0.31	*	0.70	-1.72
LOI	*	9.23	1.98	*	3.67	-0.28	-0.66	*	0.47	*
As	23.19	6.18	*	*	*	*	*	*	*	2.57
Ba	*	-3.48	1.91	*	-1.81	-0.30	0.65	0.15	*	6.40
Be	*	-0.86	*	*	0.01	0.43	0.01	-0.88	*	*
Bi	163.44	-2.29	*	*	*	*	*	0.31	*	-0.53
Ce	*	-3.16	*	*	-0.60	0.15	-0.58	0.61	*	-0.64
Co	*	-1.04	*	*	-0.35	-0.25	-0.17	-0.09	*	-1.50
Cr	*	-0.41	*	*	-0.12	-0.86	0.37	-0.17	*	-1.29
Cs	*	-0.68	*	*	*	-0.13	-0.37	0.71	*	-0.01
Cu	*	-1.79	*	*	0.45	-0.37	-0.03	0.27	*	-1.75
Dy	-1.34	-2.50	*	-0.99	*	-0.35	-0.67	-0.23	*	0.35
Er	4.66	-2.48	*	-1.51	*	-0.09	-0.20	-0.18	*	0.15
Eu	-1.91	-2.31	*	-0.65	*	0.09	-0.42	0.37	*	0.00
Ga	*	-0.42	*	*	-0.41	-0.09	0.30	0.09	*	-0.75
Gd	2.02	-3.36	*	-0.54	*	-0.13	-0.87	-0.03	*	1.33
Ge	*	-0.88	*	*	0.92	*	*	0.38	*	0.25
Hf	*	-3.27	*	*	-0.55	-0.33	-0.94	0.22	*	-0.53
Ho	7.14	-1.87	*	-0.14	*	0.31	-0.45	-0.14	*	-0.90
In	*	*	*	*	*	*	*	*	*	*
La	*	-4.39	*	*	-0.61	-0.29	-0.66	0.31	*	-0.64
Li	*	-0.32	*	0.71	*	0.36	*	-1.21	*	-3.97
Lu	*	-1.61	*	0.48	*	-0.41	-0.41	-0.17	*	-0.17
Mo	*	-1.43	*	*	1.16	*	*	-1.11	*	-2.01
Nb	*	-1.23	*	*	0.26	-0.01	-0.79	0.11	*	-1.36
Nd	*	-2.59	*	*	-0.85	0.24	-0.60	0.88	*	0.00
Ni	*	-2.08	*	*	0.10	-0.42	0.56	0.53	*	-1.67
Pb	*	-1.14	*	*	-0.06	0.36	-0.85	-0.12	*	-0.97
Pr	0.59	-2.49	*	*	-0.88	0.08	-0.28	0.46	*	-0.17
Rb	*	-0.52	2.36	-1.18	*	0.12	-0.24	0.46	*	-1.06
Sb	440.45	-2.18	*	*	10.24	*	*	*	*	0.11
Sc	*	-1.76	*	*	0.11	0.11	-0.20	0.06	*	*
Sm	-0.13	-2.72	*	-0.42	*	-0.05	-0.52	0.27	*	-0.14
Sn	*	-0.82	*	*	2.89	*	*	0.58	*	-0.98
Sr	*	-3.39	-0.26	*	0.64	0.01	-0.15	0.61	*	-1.04
Ta	*	-1.06	*	*	-0.11	-0.47	*	-0.10	*	-0.10
Tb	5.84	-2.86	*	*	0.00	0.00	-0.57	0.00	*	-0.23
Th	*	-1.78	*	*	-0.46	0.10	-0.73	0.25	*	-0.20
Tl	*	-0.85	*	*	13.34	*	*	-0.38	*	0.34
Tm	*	-1.84	*	*	-0.16	-0.16	-0.46	-0.32	*	-0.32
U	*	0.00	*	*	-0.31	0.01	-0.79	-0.12	*	-0.63
V	*	-0.02	*	*	-0.10	-0.21	0.22	0.86	*	-0.18
W	*	-1.51	*	*	0.04	*	*	-0.89	*	*
Y	*	-4.13	*	*	0.38	0.15	-0.92	0.61	*	-0.30
Yb	6.44	-2.64	*	*	0.04	-0.03	-0.47	-0.05	*	-0.30
Zn	*	-1.23	0.00	*	-1.35	-0.37	0.14	-0.51	*	*
Zr	*	-5.42	5.59	*	1.10	0.12	-1.24	-0.67	*	*

*Data anomaly:
not included in analysis*

Table 3 GeoPT27 Z-scores for contributed data (June 2010)

	B17	B18	B19	B20	B21	B22	B23	B24	B25	B26
	MGL-AND	MGL-AND	MGL-AND	MGL-AND	MGL-AND	MGL-AND	MGL-AND	MGL-AND	MGL-AND	MGL-AND
	2	2	2	2	1	1	1	1	1	2
SiO2	*	-0.06	0.31	0.35	*	-0.72	-1.37	-0.17	-2.85	1.30
TiO2	*	-0.15	-1.74	-0.48	*	0.37	1.04	1.04	-2.67	-1.48
Al2O3	*	0.05	0.50	-1.53	*	-0.05	-2.20	-2.01	-13.91	-1.35
Fe2O3 T	*	0.06	-1.42	0.42	*	-0.71	-0.35	4.77	-1.78	-0.65
MnO	*	0.00	0.85	-0.21	*	0.00	4.27	4.27	-0.85	-0.85
MgO	*	0.02	3.43	5.31	*	-1.32	8.57	8.57	-3.03	-2.96
CaO	*	-0.35	0.17	-0.93	*	-0.70	-1.74	-4.76	-2.67	-2.55
Na2O	*	-0.81	0.11	-2.42	*	-0.21	5.39	-4.13	-31.85	-2.00
K2O	*	-1.19	-0.71	-0.59	*	-0.71	-2.61	0.00	-0.95	-1.55
P2O5	*	0.70	0.23	-0.08	*	-1.72	-4.85	-4.85	-4.93	-0.86
LOI	*	1.22	1.22	-0.66	*	-0.94	*	19.79	*	*
As	*	1.80	0.47	-1.71	*	10.02	*	*	-5.13	*
Ba	-0.41	0.27	-1.24	0.32	-0.37	-0.89	3.86	*	1.02	-0.57
Be	-0.17	-1.24	*	-0.34	*	*	69.51	*	*	*
Bi	0.06	-0.77	*	0.16	*	*	*	*	*	*
Ce	0.16	0.22	0.02	-0.23	0.15	-0.42	-3.04	*	-0.98	-1.65
Co	0.49	-0.25	-0.50	-0.10	-0.46	0.51	-0.50	*	*	-2.00
Cr	2.23	-0.12	-0.12	-0.26	-0.77	-3.12	4.98	*	-2.89	-2.06
Cs	-1.19	-0.13	*	-0.13	-0.28	*	1.20	*	177.12	-0.91
Cu	0.13	0.48	0.40	0.24	-0.86	-1.75	-2.81	*	0.27	-3.21
Dy	-0.06	0.00	*	-0.52	0.49	*	3.14	*	*	-0.81
Er	0.05	0.02	*	-0.53	-0.06	*	3.79	*	*	-0.76
Eu	-0.20	0.00	*	0.00	-0.61	*	4.58	*	*	-0.98
Ga	-2.17	0.05	0.19	0.52	0.24	-0.94	0.00	*	-1.51	*
Gd	0.23	-0.21	*	-0.35	0.28	*	0.16	*	*	-1.16
Ge	-0.05	*	*	*	*	*	*	*	*	*
Hf	-0.26	-0.12	*	*	-0.62	-6.81	-3.13	*	*	*
Ho	-0.15	0.04	*	-0.45	3.75	*	4.16	*	*	-0.71
In	0.50	*	*	*	*	*	*	*	*	*
La	-0.25	-0.01	2.12	-0.57	-0.81	17.28	1.99	*	0.15	-1.49
Li	-0.14	0.08	*	-0.06	*	*	*	*	*	-0.95
Lu	0.00	0.27	*	-0.09	0.48	*	3.75	*	*	-0.74
Mo	-1.72	*	-0.91	0.17	*	*	*	*	*	*
Nb	1.33	-0.75	2.11	*	0.11	-6.06	43.12	*	-4.27	*
Nd	-0.04	0.28	*	-0.03	0.29	-1.77	-3.33	*	-5.43	-1.31
Ni	32.17	0.10	-0.24	0.17	0.81	-2.41	-3.16	*	-1.03	-2.47
Pb	0.86	0.04	-0.80	0.36	-0.44	9.18	18.70	*	-0.33	-0.64
Pr	-0.20	*	*	-0.33	0.44	*	-3.90	*	*	-1.06
Rb	*	-0.20	-0.41	-0.79	-0.69	1.55	2.45	*	-1.18	-1.52
Sb	*	-0.16	*	0.48	*	32.36	*	*	*	*
Sc	4.19	0.33	0.87	-0.66	-0.11	1.74	-2.66	*	*	-0.89
Sm	0.05	0.07	*	-0.35	-0.36	-9.69	-0.26	*	-1.20	-0.93
Sn	2.40	-0.06	*	-0.17	*	78.55	*	*	21.37	*
Sr	0.45	-0.26	0.22	-1.23	2.05	0.99	0.03	*	-3.07	-0.01
Ta	0.01	0.87	*	*	-0.68	73.25	23.66	*	*	*
Tb	0.22	-0.13	*	0.23	0.48	*	3.67	*	*	-1.15
Th	0.10	*	*	-0.78	0.14	2.16	-5.81	*	10.67	-0.54
Tl	0.45	-0.14	*	-0.09	*	*	*	*	*	*
Tm	0.26	0.09	*	-0.46	-0.01	*	2.73	*	*	-0.77
U	0.10	0.09	*	-0.75	-0.90	22.71	2.29	*	3.75	-0.82
V	0.84	0.11	-0.10	-0.32	-0.78	-0.21	-3.82	*	0.30	-0.81
W	0.45	0.67	*	*	*	111.45	*	*	*	*
Y	0.92	-0.38	-0.08	*	0.48	0.00	7.57	*	-1.67	-1.92
Yb	-0.09	0.10	*	-0.34	-0.58	*	1.22	*	*	-0.60
Zn	0.94	0.00	0.66	0.81	-6.33	-0.68	3.05	*	-0.58	-0.30
Zr	0.49	0.21	0.92	6.49	-2.32	0.41	8.13	*	-1.47	-2.41

Table 3 GeoPT27 Z-scores for contributed data (June 2010)

	B27	B28	B29	B30	B31	B32	B33	B34	B35	B36
	MGL-AND	MGL-AND	MGL-AND	MGL-AND	MGL-AND	MGL-AND	MGL-AND	MGL-AND	MGL-AND	MGL-AND
	1	2	2	1	1	2	2	2	2	1
SiO2	-4.15	-0.26	0.60	0.78	-0.31	0.35	0.67	-0.45	-0.31	0.22
TiO2	-9.61	-0.18	1.02	0.44	-0.29	*	0.62	-0.81	-0.51	-2.95
Al2O3	-11.99	0.02	*	1.30	-0.41	*	0.64	-1.28	-0.15	-0.92
Fe2O3 T	-5.82	0.18	1.13	1.15	3.46	*	0.20	0.84	0.59	-2.25
MnO	-8.55	-0.64	*	1.37	0.00	*	0.21	2.14	-0.21	3.85
MgO	-9.00	0.11	1.98	0.49	0.21	*	-0.11	-1.17	0.51	-0.98
CaO	-8.47	-0.75	0.41	1.02	-4.18	*	0.41	1.92	0.30	4.41
Na2O	*	-0.25	0.95	-0.74	-1.47	*	0.98	-0.46	0.53	-2.17
K2O	-2.38	0.24	0.00	1.38	-0.24	*	0.48	-0.36	0.30	-1.90
P2O5	6.10	-0.08	*	1.72	2.97	*	0.16	*	1.17	-2.66
LOI	*	0.47	0.28	-1.24	5.46	*	0.98	*	2.17	-1.70
As	*	*	*	*	42.68	*	*	*	-0.14	*
Ba	*	0.17	*	-0.83	5.55	*	16.92	0.17	0.88	2.18
Be	*	0.36	*	*	0.65	*	*	*	*	*
Bi	*	*	*	*	*	*	*	*	*	*
Ce	*	-0.85	*	-0.25	0.82	*	*	*	-1.28	2.11
Co	*	0.25	*	-1.40	-2.88	*	*	*	*	1.51
Cr	*	1.97	*	0.93	1.58	*	7.36	*	0.79	*
Cs	*	*	*	*	*	*	*	*	*	*
Cu	20.51	0.19	*	-1.01	-4.66	*	7.00	-0.34	-2.28	*
Dy	*	*	*	*	9.72	*	*	*	*	0.23
Er	*	*	*	*	8.10	*	*	*	*	1.36
Eu	*	*	*	*	1.21	*	*	*	*	2.05
Ga	*	-0.94	*	0.66	*	*	*	*	0.00	*
Gd	*	*	*	*	2.10	*	*	*	*	1.99
Ge	*	3.85	*	*	*	*	*	*	*	*
Hf	*	*	*	*	*	*	*	*	*	*
Ho	*	*	*	*	7.45	*	*	*	*	0.11
In	*	*	*	*	*	*	*	*	*	*
La	*	0.23	*	-0.97	-0.79	*	*	*	1.96	2.28
Li	*	0.36	*	*	*	*	*	*	*	*
Lu	*	*	*	*	8.32	*	*	*	*	1.13
Mo	168.20	*	*	*	-0.03	*	*	*	*	*
Nb	*	*	*	-1.14	*	*	*	*	*	2.88
Nd	*	-0.50	*	*	-1.54	*	*	*	*	2.76
Ni	*	1.59	*	0.05	2.43	*	4.70	*	0.42	-0.55
Pb	*	0.36	*	-0.97	-9.00	*	4.59	*	2.48	3.90
Pr	*	-0.05	*	*	0.67	*	*	*	*	1.15
Rb	*	1.45	*	0.41	*	*	*	*	0.77	*
Sb	*	*	*	*	*	*	*	*	*	*
Sc	*	*	*	*	-1.17	*	*	*	0.87	*
Sm	*	0.34	*	*	1.53	*	*	*	*	1.18
Sn	*	*	*	*	*	*	*	*	*	*
Sr	*	1.19	*	-0.12	-10.70	*	*	*	0.75	2.44
Ta	*	*	*	*	*	*	*	*	*	*
Tb	*	*	*	*	4.81	*	*	*	*	1.60
Th	*	*	*	0.04	*	*	*	*	-0.25	3.49
Tl	*	*	*	*	*	*	*	*	*	*
Tm	*	1.36	*	*	8.21	*	*	*	*	0.90
U	*	-3.23	*	-5.73	*	*	*	*	0.42	*
V	*	0.53	*	1.07	-0.63	*	12.76	-0.10	-0.07	-0.85
W	*	*	*	*	15.50	*	*	*	*	*
Y	*	0.00	*	-0.30	*	*	*	*	0.23	-0.23
Yb	*	*	*	*	10.09	*	*	*	*	1.09
Zn	-11.51	-1.02	*	0.07	-0.17	*	4.86	1.69	0.29	2.37
Zr	*	2.00	*	-1.15	*	*	-9.82	0.21	0.21	-2.46

*Commas in supplied data
Not included in analysis*

Table 3 GeoPT27 Z-scores for contributed data (June 2010)

	B36	B37	B38	B39	B40	B41	B41	B42	B43	B44
	MGL-AND	MGL-AND	MGL-AND	MGL-AND	MGL-AND	MGL-AND	MGL-AND	MGL-AND	MGL-AND	MGL-AND
	2	1	2	2	2	1	2	1	2	2
SiO2	*	-0.48	-0.07	-0.26	-0.72	0.10	*	0.01	0.06	0.26
TiO2	*	0.24	-0.15	1.18	-0.45	-0.29	*	-0.21	-0.05	0.12
Al2O3	*	0.05	0.34	-0.72	0.09	-0.41	*	0.25	0.00	-0.02
Fe2O3 T	*	-0.59	0.03	-0.46	-0.35	-0.71	*	4.39	-0.12	-0.35
MnO	*	0.43	1.28	-1.71	0.43	0.85	*	0.85	0.43	-0.43
MgO	*	-0.98	-0.35	-0.37	-0.66	-2.00	*	-0.86	0.40	0.79
CaO	*	-0.23	0.19	0.12	-0.46	0.35	*	-0.07	0.02	-0.12
Na2O	*	1.33	0.39	-1.08	*	-2.03	*	0.21	0.00	0.11
K2O	*	0.71	0.56	-1.77	0.00	-0.71	*	0.33	-0.06	0.95
P2O5	*	-0.16	-0.16	-0.94	-0.86	-0.16	*	1.17	-0.24	-0.08
LOI	*	-0.57	1.09	-0.60	-0.85	-1.70	*	1.70	0.09	*
As	*	*	-0.47	*	*	*	*	*	*	*
Ba	*	-0.64	0.66	0.92	-0.72	-0.45	*	0.04	-7.00	*
Be	0.36	*	-0.96	*	*	*	*	*	*	*
Bi	*	*	*	*	*	*	*	*	*	*
Ce	*	0.22	0.45	-2.49	0.22	*	3.22	0.78	*	*
Co	*	-1.90	0.20	0.25	1.11	*	*	*	-0.25	*
Cr	3.40	-1.01	-0.16	-0.52	-1.82	1.32	*	0.27	-3.00	*
Cs	*	0.35	0.65	-1.94	*	*	*	0.47	*	*
Cu	1.51	-0.05	0.03	-0.16	-0.61	*	-0.34	0.21	-0.34	*
Dy	*	-0.58	0.04	-1.54	*	*	*	1.36	*	*
Er	*	-0.41	0.17	-1.20	*	*	*	0.75	*	*
Eu	*	-0.28	-0.03	-1.49	*	*	*	1.26	*	*
Ga	*	1.51	-0.19	-1.63	-0.52	*	0.00	1.22	*	*
Gd	*	-1.24	-0.14	-2.43	*	*	*	0.40	*	*
Ge	*	*	*	-0.95	*	*	*	*	*	*
Hf	*	-1.79	0.72	0.65	*	*	*	0.52	*	*
Ho	*	-0.14	-0.19	-0.83	*	*	*	1.25	*	*
In	*	*	*	*	*	*	*	*	*	*
La	*	-2.49	0.43	-1.77	1.03	*	*	0.72	*	*
Li	*	*	-0.85	258.94	*	*	*	*	*	*
Lu	*	-0.17	-0.12	-0.74	*	*	*	0.68	*	*
Mo	*	*	-1.74	-1.45	6.73	*	*	*	*	*
Nb	*	1.14	-2.14	-0.23	-1.91	*	*	-1.02	*	*
Nd	*	-0.99	0.71	-2.03	-0.50	*	*	0.86	*	*
Ni	*	0.20	-0.07	2.71	-1.21	2.81	*	0.79	3.45	*
Pb	*	-1.28	0.57	0.89	*	*	*	0.40	1.95	*
Pr	*	-1.01	0.40	-1.98	*	*	*	0.83	*	*
Rb	-1.95	-0.99	0.02	-3.91	0.55	-2.99	*	-0.13	*	*
Sb	*	*	0.40	*	*	*	*	*	*	*
Sc	*	-6.46	0.49	-1.36	-0.35	*	*	1.42	*	*
Sm	*	-0.51	0.50	-1.04	*	*	*	1.21	*	*
Sn	*	*	-1.01	2.56	*	*	*	*	*	*
Sr	*	0.03	0.37	-0.26	-1.29	0.15	*	2.30	-0.58	*
Ta	*	*	-1.49	82.06	*	*	*	4.03	*	*
Tb	*	-0.46	-0.23	-1.60	*	*	*	0.71	*	*
Th	*	-0.76	-0.57	-3.32	-1.71	*	*	1.30	1.08	*
Tl	*	*	*	2.90	*	*	*	*	*	*
Tm	*	-0.32	-0.04	-0.77	*	*	*	0.60	*	*
U	*	-1.43	-0.10	3.84	17.19	*	*	0.35	*	*
V	*	-1.06	-0.39	-1.17	-1.70	0.64	*	1.05	*	*
W	*	*	-0.40	*	*	*	*	*	*	*
Y	*	0.00	1.74	-1.79	0.83	*	*	0.51	*	*
Yb	*	-0.43	0.15	-1.61	*	*	*	0.11	*	*
Zn	*	0.17	0.32	0.46	-0.71	0.68	*	1.22	0.00	*
Zr	*	-0.85	0.42	2.90	-0.15	5.44	*	-0.45	*	*

Table 3 GeoPT27 Z-scores for contributed data (June 2010)

	B45	B46	B47	B48	B48	B49	B50	B51	B52	B53
	MGL-AND	MGL-AND	MGL-AND	MGL-AND	MGL-AND	MGL-AND	MGL-AND	MGL-AND	MGL-AND	MGL-AND
	1	1	2	1	2	2	2	2	1	2
SiO2	*	*	0.03	0.08	*	-46.10	-0.08	0.16	-0.23	-0.65
TiO2	*	-0.89	0.52	-0.23	*	0.29	0.12	0.19	0.37	-0.15
Al2O3	*	-4.62	0.62	0.58	*	-1.51	0.98	0.09	0.64	-1.12
Fe2O3 T	*	0.01	0.54	-0.85	*	-0.53	0.12	-0.12	0.25	-1.19
MnO	*	-2.56	0.64	1.28	*	0.00	0.41	-0.21	0.00	0.00
MgO	*	-7.29	0.28	1.32	*	0.23	0.00	-1.09	0.89	-0.32
CaO	*	-5.22	0.23	0.15	*	0.40	0.21	-0.17	0.70	-0.23
Na2O	*	-0.07	0.18	0.41	*	-1.13	-2.48	-2.07	-0.49	0.88
K2O	*	1.90	0.36	0.40	*	-1.12	1.39	-0.12	0.48	0.71
P2O5	*	*	0.70	0.15	*	-1.25	-0.52	0.55	-0.16	0.70
LOI	*	*	-0.28	-0.57	*	1.22	-3.30	1.41	19.03	3.86
As	*	-0.28	*	*	*	-1.05	-2.40	*	*	0.47
Ba	0.00	-1.14	0.18	0.39	*	0.35	0.07	0.40	-0.84	-0.07
Be	*	*	*	1.76	*	-0.68	-0.91	*	*	0.01
Bi	*	*	*	*	*	*	*	*	*	*
Ce	-0.38	0.18	-1.63	-0.55	*	0.22	0.13	-2.36	*	-0.13
Co	-0.70	-0.40	4.82	-1.40	*	2.91	-0.06	0.25	1.51	-0.15
Cr	0.46	2.05	0.11	-0.80	*	0.80	-1.45	-0.65	2.10	-0.65
Cs	0.35	0.47	*	0.11	*	-0.25	-0.17	*	*	-0.25
Cu	0.00	*	-0.42	-0.37	*	-3.63	-1.09	-0.61	11.50	0.19
Dy	0.17	-2.10	*	-1.05	*	*	0.34	*	*	0.09
Er	-0.18	*	*	-0.74	*	*	0.27	*	*	0.07
Eu	0.65	1.77	*	-0.56	*	*	-0.07	*	*	-0.42
Ga	0.85	0.00	-0.47	0.38	*	5.18	0.65	-0.47	0.00	0.00
Gd	0.78	*	*	-0.81	*	*	0.27	*	*	-0.54
Ge	*	*	*	*	*	*	-0.75	*	*	*
Hf	-0.24	1.52	*	-1.50	*	*	0.38	*	5.74	0.78
Ho	-0.40	*	*	-0.32	*	*	0.22	*	*	0.05
In	*	*	*	*	*	*	*	*	*	*
La	-0.49	0.39	0.71	-0.25	*	-0.57	0.37	*	*	0.11
Li	*	*	*	0.44	*	1.04	*	*	*	*
Lu	-0.83	-0.24	*	-0.63	*	*	0.30	*	*	0.57
Mo	*	*	*	*	*	2.24	0.01	*	*	0.80
Nb	14.42	*	13.74	10.04	*	*	0.08	*	7.36	-0.79
Nd	-0.06	-0.21	4.02	-0.45	*	*	0.40	*	*	0.17
Ni	0.94	17.72	-0.76	-0.81	*	-1.49	-3.52	-0.46	3.55	0.47
Pb	*	*	1.05	0.09	*	-1.22	-0.85	0.36	-0.33	-0.33
Pr	-0.09	*	*	-0.07	*	*	0.06	*	*	0.22
Rb	-1.90	-0.27	-0.41	0.91	*	-0.13	0.01	-0.36	-0.27	0.86
Sb	*	3.08	*	-0.40	*	*	15.99	*	*	1.33
Sc	*	0.58	*	-0.40	*	0.11	-0.09	0.11	3.27	0.56
Sm	-0.58	0.30	*	-0.39	*	*	-0.29	*	*	-0.29
Sn	*	*	*	*	*	*	0.55	*	*	*
Sr	0.25	-1.49	0.40	-0.05	*	1.51	0.54	-0.62	2.15	0.22
Ta	7.82	-0.52	*	0.28	*	*	-0.32	*	*	*
Tb	-0.69	-0.92	*	-0.62	*	*	0.60	*	*	0.11
Th	0.06	0.46	-0.25	-0.15	*	-0.25	-7.48	*	-0.50	0.15
Tl	*	*	*	*	*	*	*	*	*	0.05
Tm	-0.32	*	*	*	*	*	0.03	*	*	-0.16
U	-0.19	-0.63	*	-0.92	*	*	-0.09	*	*	-0.06
V	-0.61	0.64	8.05	*	0.03	2.15	0.24	-0.21	1.92	0.32
W	*	-0.80	*	*	*	2.27	0.01	*	*	*
Y	-1.67	*	*	3.03	*	-0.76	0.16	0.76	0.00	-0.83
Yb	-0.94	-1.19	*	-0.72	*	*	0.15	*	*	0.10
Zn	*	0.00	0.37	-0.88	*	-0.24	0.27	0.00	-0.68	0.00
Zr	-3.63	-3.18	-0.03	3.75	*	-0.24	0.83	0.57	0.77	0.21

Table 3 GeoPT27 Z-scores for contributed data (June 2010)

	B54	B55	B56	B57	B58	B59	B60	B61	B62	B63
	MGL-AND	MGL-AND	MGL-AND	MGL-AND	MGL-AND	MGL-AND	MGL-AND	MGL-AND	MGL-AND	MGL-AND
	2	1	1	2	2	1	1	2	1	1
SiO2	-0.04	-0.95	-0.45	0.08	0.18	-2.28	0.27	-6.58	1.13	-0.78
TiO2	0.45	0.37	-0.36	*	0.55	-1.56	-0.96	-3.34	1.30	-0.29
Al2O3	0.00	0.32	-0.72	-0.02	0.23	-1.69	0.27	20.16	0.82	0.37
Fe2O3 T	0.24	0.72	-1.04	-0.71	1.10	-2.80	0.36	0.00	1.03	-0.83
MnO	0.00	0.43	0.00	0.85	0.43	-1.80	4.27	2.35	2.56	0.00
MgO	0.02	2.94	-0.32	0.19	0.46	-0.74	1.24	*	-0.69	-2.18
CaO	0.06	3.02	-0.72	0.58	0.38	-1.90	-0.81	-2.32	-0.59	-1.24
Na2O	-0.18	1.19	-0.55	0.04	0.40	-0.76	0.21	*	1.05	2.21
K2O	0.24	0.71	-0.02	0.24	0.53	-2.28	0.24	0.12	-1.76	-0.55
P2O5	0.62	0.00	0.94	0.70	0.16	-1.38	1.41	*	-0.63	0.94
LOI	-2.54	-0.57	9.23	-3.86	0.34	*	*	*	2.22	-10.25
As	*	-4.70	7.60	*	*	*	*	*	3.96	*
Ba	0.03	-9.88	0.74	-0.97	*	-0.99	*	-0.35	0.71	-1.44
Be	0.19	*	2.45	-1.83	*	2.45	*	*	0.16	-1.37
Bi	*	28.02	0.31	*	*	*	*	*	*	12.49
Ce	*	*	-0.18	-0.04	*	3.00	*	-1.41	3.01	1.16
Co	-0.25	-17.48	*	*	*	2.12	*	*	0.41	-1.70
Cr	0.27	-23.74	-0.90	*	*	*	*	4.58	-5.53	-0.64
Cs	*	95.32	-0.62	*	*	2.86	*	*	*	-1.52
Cu	-0.08	-21.53	0.37	*	*	3.05	*	10.25	0.48	3.52
Dy	*	*	-1.46	-0.03	*	1.40	*	*	*	0.17
Er	*	*	-1.15	-0.15	*	1.54	*	*	*	0.75
Eu	*	*	-1.48	-0.23	*	1.05	*	*	*	0.56
Ga	0.00	-17.20	0.80	*	*	*	*	-0.09	*	-0.75
Gd	*	*	-1.15	0.33	*	1.26	*	*	*	-0.23
Ge	*	-6.56	0.82	*	*	*	*	*	*	-3.66
Hf	*	-13.92	0.81	*	*	1.80	*	*	*	-3.34
Ho	*	*	-1.17	-0.07	*	1.38	*	*	*	-3.82
In	*	*	*	*	*	*	*	*	*	-1.93
La	-0.57	-15.57	-0.46	-0.37	*	2.23	*	-2.57	5.27	0.71
Li	*	*	*	*	*	7.84	*	*	*	-0.66
Lu	*	*	-3.80	*	*	1.44	*	*	*	-1.81
Mo	*	-11.54	5.37	*	*	2.14	*	*	*	3.21
Nb	-0.12	-12.45	-0.02	*	*	2.02	*	-3.48	*	6.93
Nd	*	*	-1.15	-0.03	*	2.10	*	-0.30	*	-1.54
Ni	-0.65	-23.04	2.81	*	*	*	*	-0.29	0.83	-3.91
Pb	0.10	-18.39	0.28	*	*	3.54	*	3.01	1.57	-2.18
Pr	*	*	0.01	-0.05	*	1.43	*	-0.81	*	-1.03
Rb	0.09	25.95	0.66	*	*	4.15	*	1.23	-0.13	-1.45
Sb	*	*	*	*	*	0.37	*	*	*	42.12
Sc	-0.51	-16.86	0.21	*	*	4.00	*	*	*	-2.39
Sm	*	*	-0.60	-0.32	*	1.57	*	*	*	-0.11
Sn	*	*	-7.22	*	*	3.22	*	*	*	5.13
Sr	0.14	-35.53	0.86	-1.07	*	-0.67	*	1.67	*	-2.94
Ta	*	*	10.53	*	*	2.49	*	*	*	97.22
Tb	*	*	-1.23	*	*	0.66	*	*	*	0.34
Th	*	-16.00	-0.84	-0.09	*	2.91	*	-0.91	*	-0.23
Tl	*	-1.32	*	*	*	1.78	*	*	-6.07	-1.80
Tm	*	*	*	*	*	1.05	*	*	*	*
U	*	*	-0.37	0.85	*	2.01	*	*	-13.76	0.47
V	-0.42	-25.48	0.00	*	*	7.60	*	9.15	-0.42	-1.59
W	*	*	*	*	*	*	*	*	*	14.34
Y	-0.76	-18.14	-0.23	-0.61	*	1.61	*	-1.21	*	-2.27
Yb	*	-6.26	-1.20	0.10	*	1.71	*	*	*	-1.06
Zn	0.34	-22.60	2.03	*	*	5.29	*	1.00	1.29	-0.51
Zr	-0.42	-26.01	-0.36	*	*	1.17	*	1.55	*	-3.72

Table 3 GeoPT27 Z-scores for contributed data (June 2010)

	B64	B65	B66	B67	B68	B69	B70	B71	B72	B72
	MGL-AND	MGL-AND	MGL-AND	MGL-AND	MGL-AND	MGL-AND	MGL-AND	MGL-AND	MGL-AND	MGL-AND
	1	2	1	2	2	2	1	2	1	2
SiO2	-0.05	0.84	-0.56	0.06	-0.26	0.43	-0.36	-0.01	-1.82	*
TiO2	0.11	1.18	0.24	-0.28	1.18	-0.15	-0.29	-0.48	-0.96	*
Al2O3	-0.14	-0.43	0.18	-0.05	0.05	-0.32	1.14	0.78	-1.14	*
Fe2O3 T	-0.94	-0.71	0.25	-0.41	0.42	0.42	1.55	-0.12	0.96	*
MnO	0.43	-2.35	0.00	3.21	-3.21	0.00	0.00	-1.30	0.00	*
MgO	0.38	-0.15	0.21	0.19	-0.01	-0.06	1.01	-0.58	-0.64	*
CaO	-0.12	1.04	0.23	-0.01	1.24	1.04	-3.25	-2.09	-1.51	*
Na2O	0.49	0.95	-1.05	-0.29	0.87	1.02	2.17	-6.41	-1.33	*
K2O	0.24	0.36	0.00	0.33	0.83	0.48	0.00	-0.36	-0.24	*
P2O5	0.62	2.19	0.47	-0.24	2.27	1.49	-0.16	1.49	-0.16	*
LOI	-0.57	-0.28	-5.73	3.58	-0.85	-1.04	1.32	1.98	*	7.28
As	*	*	*	*	*	-0.44	*	*	-12.34	*
Ba	-0.46	0.17	0.40	*	2.28	0.66	-0.15	0.07	-3.07	*
Be	0.02	*	*	*	*	-0.34	0.93	*	*	*
Bi	2.83	*	*	*	*	*	*	*	1.15	*
Ce	1.82	0.17	0.95	*	0.84	0.91	1.15	-1.28	-1.00	*
Co	-0.48	0.25	-1.00	-0.04	-1.60	0.31	5.52	1.76	-3.13	*
Cr	1.16	-0.65	-1.09	*	2.68	1.18	3.41	0.14	1.42	*
Cs	0.83	*	*	*	0.36	0.32	1.44	*	-12.58	*
Cu	0.59	-0.34	-2.44	-1.34	-0.77	0.58	6.73	2.57	4.03	*
Dy	-0.29	0.61	0.41	*	0.12	0.21	0.35	*	*	*
Er	-0.29	0.07	0.15	*	-0.31	0.18	0.15	*	*	*
Eu	0.56	0.28	0.93	*	0.42	0.30	1.21	*	*	*
Ga	0.89	-0.47	-1.41	*	0.05	-0.15	*	3.77	0.08	*
Gd	-0.34	0.45	0.51	*	0.18	-0.03	1.87	*	*	*
Ge	*	*	*	*	*	*	*	*	-12.48	*
Hf	0.64	0.55	-0.41	*	0.67	-0.06	0.18	*	-3.46	*
Ho	-0.14	-0.20	0.24	*	0.69	0.31	0.11	*	*	*
In	*	*	*	*	*	-0.19	*	*	*	*
La	0.19	-0.13	0.87	*	0.47	0.79	1.00	7.84	-2.86	*
Li	0.09	*	*	*	*	-0.06	-3.95	*	*	*
Lu	0.48	-0.09	0.35	*	0.24	0.14	0.48	*	*	*
Mo	-0.03	*	5.37	*	9.07	-0.37	*	*	3.21	*
Nb	0.02	-1.49	-0.29	*	1.13	-0.16	-1.59	14.86	-2.66	*
Nd	0.58	0.44	1.19	*	0.71	0.86	1.41	*	-1.62	*
Ni	-0.64	3.27	-2.34	*	-1.71	0.64	1.69	2.71	-1.47	*
Pb	0.40	6.18	0.30	*	*	-0.22	-1.39	0.36	-1.26	*
Pr	-0.78	0.31	1.83	*	0.46	0.54	1.66	*	*	*
Rb	0.18	0.02	-0.09	*	0.18	0.88	2.00	0.32	0.27	*
Sb	*	*	*	*	*	0.06	-0.74	*	-10.07	*
Sc	0.61	-1.54	-0.71	*	-0.51	1.25	3.07	*	-1.87	*
Sm	0.90	-0.02	0.62	*	0.34	0.58	1.75	*	1.53	*
Sn	-0.46	*	*	*	*	1.00	-0.72	*	-12.42	*
Sr	-1.46	-16.22	-0.17	-1.07	0.77	0.64	-1.33	0.19	-0.51	*
Ta	-0.10	*	0.07	*	0.37	-0.34	1.99	*	-10.10	*
Tb	0.00	0.46	0.30	*	*	0.01	1.83	*	*	*
Th	0.46	0.22	0.83	*	0.92	0.29	2.16	14.38	15.46	*
Tl	*	*	*	*	*	-0.40	*	*	-9.87	*
Tm	0.29	-0.16	0.29	*	*	0.21	0.29	*	*	*
U	0.10	-0.31	0.10	*	0.31	0.12	0.90	58.76	25.19	*
V	0.81	0.64	-1.83	*	0.69	1.07	1.28	-0.42	-3.58	*
W	0.27	*	*	*	*	-0.40	*	*	9.62	*
Y	-0.83	-0.61	0.76	*	1.14	0.20	9.09	4.54	0.73	*
Yb	0.33	0.23	0.33	*	0.29	0.05	0.46	*	-1.32	*
Zn	-0.47	0.00	-1.35	*	-0.14	0.51	4.40	0.68	5.30	*
Zr	1.30	0.57	-3.90	*	-0.40	-0.33	14.77	9.54	-1.07	*

Table 3 GeoPT27 Z-scores for contributed data (June 2010)

	B73	B74	B75	B76	B77	B78	B79	B80
	MGL-AND	MGL-AND	MGL-AND	MGL-AND	MGL-AND	MGL-AND	MGL-AND	MGL-AND
	1	2	2	2	1	2	2	2
SiO2	*	0.38	-0.01	-0.20	0.56	0.34	-0.30	0.19
TiO2	*	0.19	0.19	0.19	-2.02	-0.48	1.12	0.19
Al2O3	*	-0.59	0.34	0.23	0.14	-0.50	-0.97	0.09
Fe2O3 T	*	3.51	0.18	0.18	-0.79	-0.77	1.62	-0.17
MnO	*	-6.41	0.00	0.00	0.00	2.14	-0.85	0.00
MgO	*	36.69	-0.32	-0.32	-0.79	0.36	4.17	-0.75
CaO	*	-2.09	-0.75	0.00	-0.88	0.00	0.29	0.12
Na2O	*	-19.36	0.11	0.32	0.10	0.67	-0.61	-0.39
K2O	*	-0.36	-0.48	0.24	-0.12	-1.31	-1.51	0.36
P2O5	*	-12.60	-0.86	0.94	-0.63	-0.08	-1.88	-0.08
LOI	*	*	2.17	-1.04	-3.96	-3.67	4.09	-3.49
As	*	5.62	0.16	*	*	*	*	*
Ba	-0.96	*	0.10	-0.35	*	-0.82	1.16	1.09
Be	*	*	*	-0.68	*	-0.06	*	*
Bi	0.90	*	*	-0.26	*	-0.26	*	*
Ce	0.13	*	-0.64	0.22	*	0.00	0.00	*
Co	*	0.15	0.25	0.05	*	1.52	-0.50	1.26
Cr	*	1.11	-0.52	-1.69	*	-0.78	-1.17	-1.95
Cs	0.28	*	*	0.36	*	-0.31	-0.67	*
Cu	*	0.69	-0.08	-0.61	*	0.37	0.72	-2.20
Dy	-0.43	*	*	-0.47	*	0.09	-0.32	*
Er	-0.84	*	*	0.02	*	0.41	0.13	*
Eu	-0.37	*	*	-0.05	*	-0.42	0.00	*
Ga	*	-1.79	-0.47	0.47	*	-0.09	-0.56	*
Gd	-0.89	*	*	-0.31	*	0.74	0.18	*
Ge	*	*	*	-2.46	*	-5.67	*	*
Hf	1.21	*	*	0.36	*	0.99	0.34	*
Ho	-0.55	*	*	-0.20	*	0.18	0.05	*
In	*	*	*	0.00	*	0.00	*	*
La	-0.22	*	-0.97	0.63	*	-0.07	0.23	*
Li	-2.15	*	0.97	-0.88	*	1.47	*	*
Lu	-0.20	*	*	-1.07	*	0.24	0.17	*
Mo	-0.32	62.42	*	-1.36	*	0.53	5.02	*
Nb	0.56	15.17	*	0.10	*	-0.41	0.53	*
Nd	0.23	*	0.28	-0.11	*	0.31	0.28	*
Ni	*	-1.80	-0.27	0.75	*	1.38	-0.09	-1.77
Pb	0.12	-9.10	-1.75	-0.17	*	1.90	0.94	*
Pr	0.03	*	*	0.08	*	0.19	0.22	*
Rb	-1.34	3.07	-0.13	0.09	*	-0.64	0.32	*
Sb	*	*	*	-0.58	*	3.24	*	*
Sc	*	*	0.11	-0.66	*	-0.45	0.95	-0.66
Sm	-0.33	*	*	0.18	*	0.01	0.04	*
Sn	*	4.06	*	0.29	*	*	12.96	*
Sr	-1.03	-0.31	-0.24	-0.10	2.18	-0.77	0.54	-2.82
Ta	0.72	12.04	*	1.20	*	1.20	1.10	*
Tb	-0.77	*	*	0.00	*	0.11	0.17	*
Th	0.73	*	-0.25	0.15	*	0.70	0.30	*
Tl	0.81	*	*	-0.19	*	*	*	*
Tm	0.19	*	*	-0.46	*	-0.16	0.18	*
U	-0.49	*	*	0.05	*	0.09	-0.24	*
V	*	-1.58	-0.64	0.00	*	1.78	0.11	-0.74
W	*	*	*	0.04	*	*	*	*
Y	-2.22	*	0.00	0.00	*	-0.70	-0.38	*
Yb	0.26	*	*	-0.53	*	0.16	0.16	*
Zn	*	-11.19	-0.34	0.34	*	2.09	0.68	-1.69
Zr	-3.08	-11.34	0.74	-0.15	*	0.18	0.92	-1.32

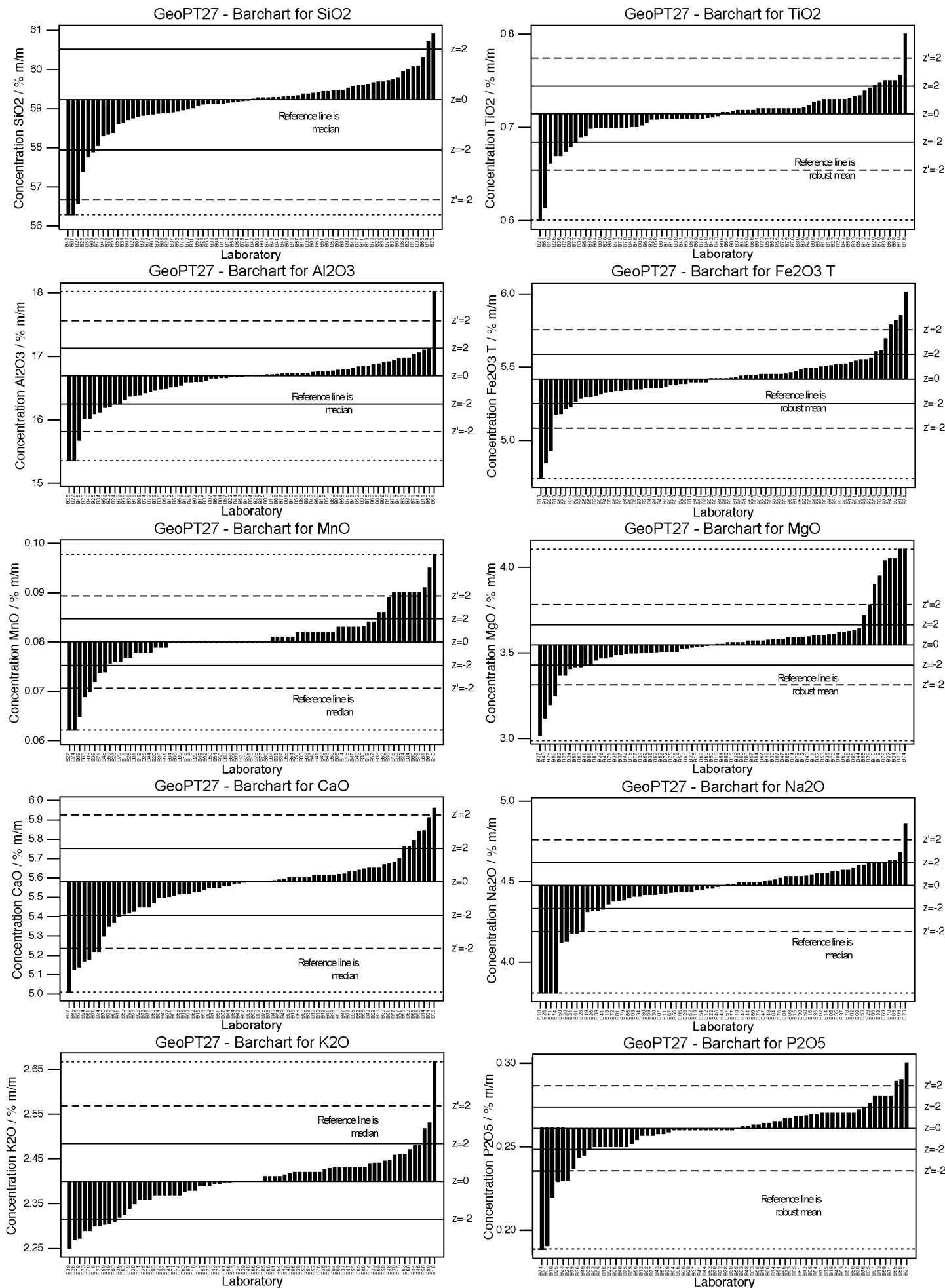


Figure 1: GeoPT27 – Andesite, MGL-AND. Data distribution charts for elements for which values were assigned or provisional values given for guidance. Horizontal lines show the limits for $-2 < z < 2$ for pure geochemistry labs (solid lines) and $-2 < z' < 2$ for applied geochemistry labs (pecked lines).

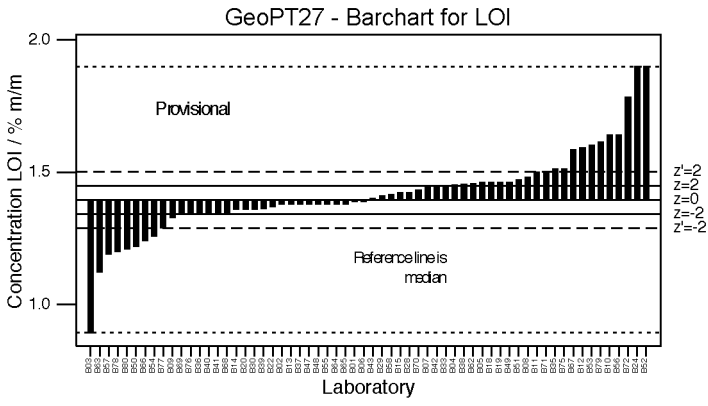


Figure 1: GeoPT27 – Andesite, MGL-AND. Data distribution charts for elements for which values were assigned or provisional values given for guidance. Horizontal lines show the limits for $-2 < z < 2$ for pure geochemistry labs (solid lines) and $-2 < z < 2$ for applied geochemistry labs (pecked lines).

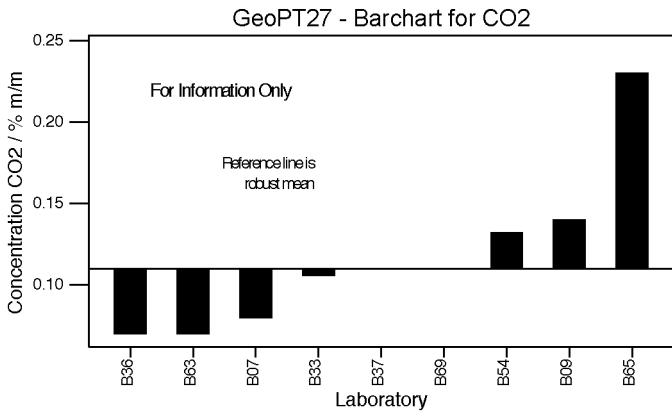
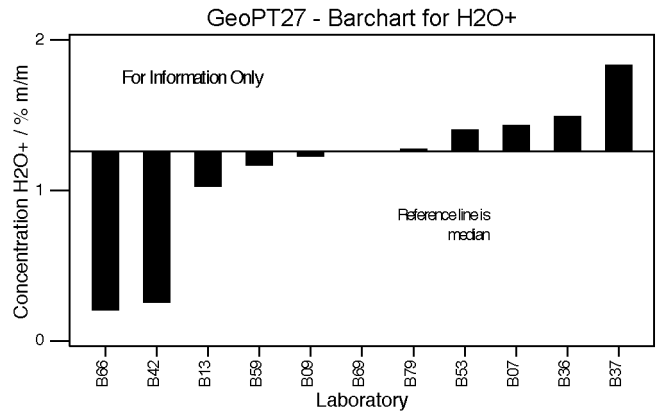
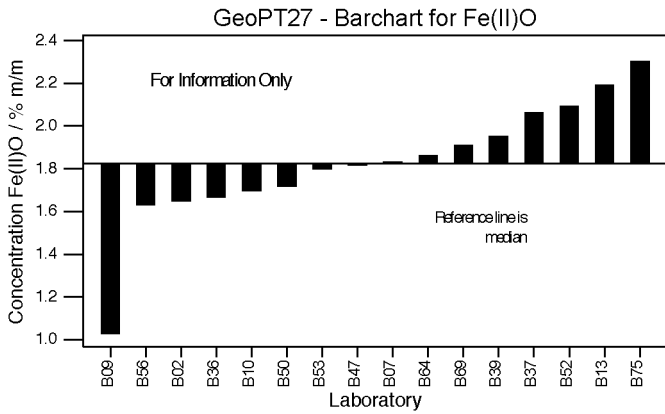


Figure 2: GeoPT27 – Andesite, MGL-AND. Data distribution charts for information only for elements for which values could not be assigned.

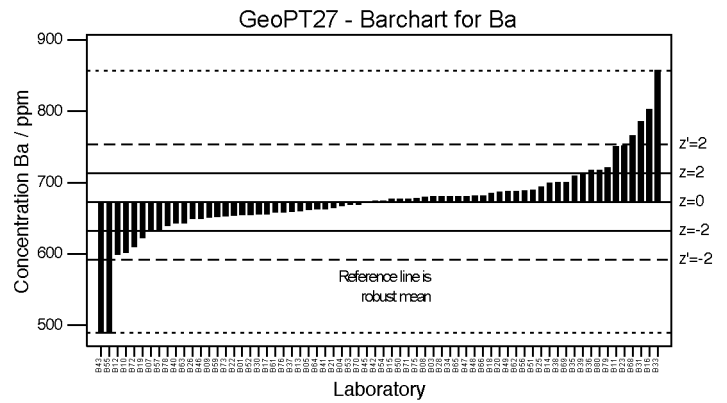
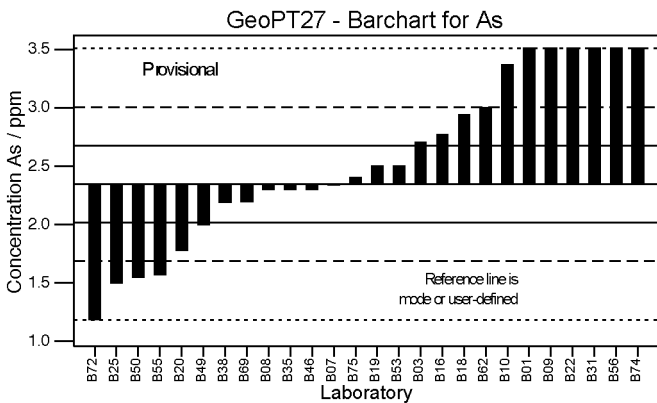


Figure 1: GeoPT27 – Andesite, MGL-AND. Data distribution charts for elements for which values were assigned or provisional values given for guidance. Horizontal lines show the limits for $-2 < z < 2$ for pure geochemistry labs (solid lines) and $-2 < z < 2$ for applied geochemistry labs (pecked lines).

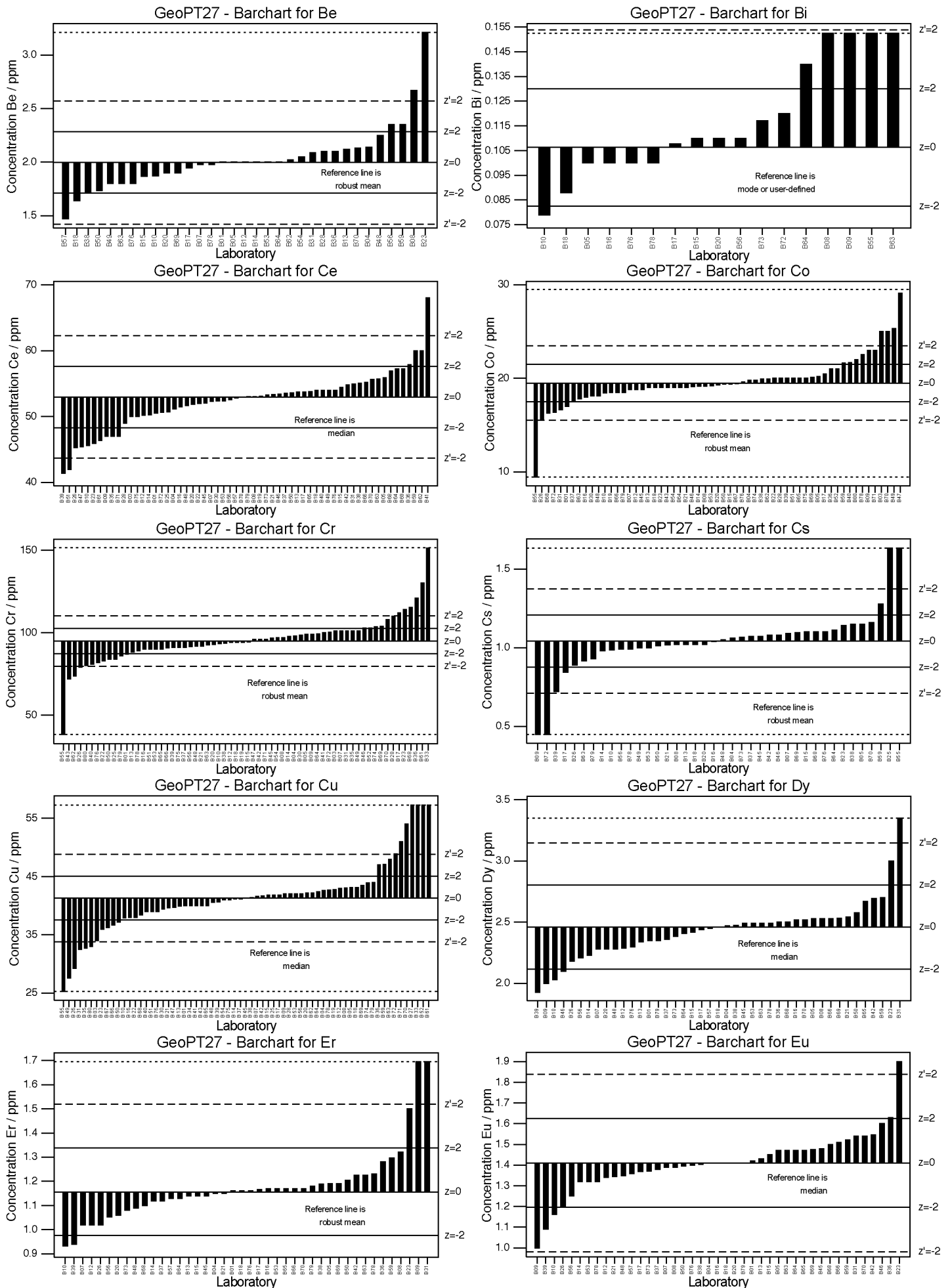


Figure 1: GeoPT27 – Andesite, MGL-AND. Data distribution charts for elements for which values were assigned or provisional values given for guidance. Horizontal lines show the limits for $-2 < z < 2$ for pure geochemistry labs (solid lines) and $-2 < z < 2$ for applied geochemistry labs (pecked lines).

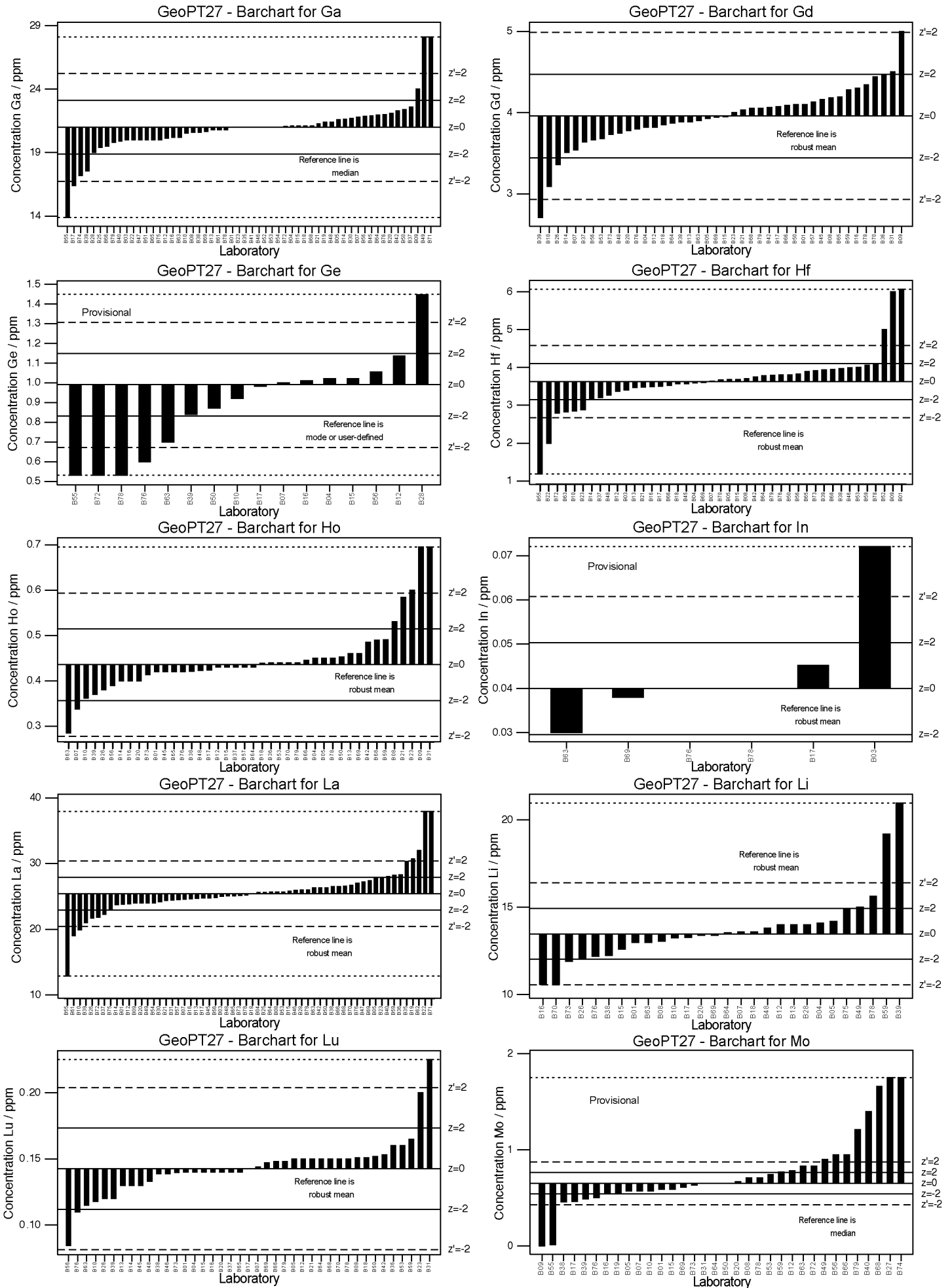


Figure 1: GeoPT27 – Andersen, MGL-AND. Data distribution charts for elements for which values were assigned or provisional values given for guidance. Horizontal lines show the limits for $-2 < z < 2$ for pure geochemistry labs (solid lines) and $-2 < z < 2$ for applied geochemistry labs (pecked lines).

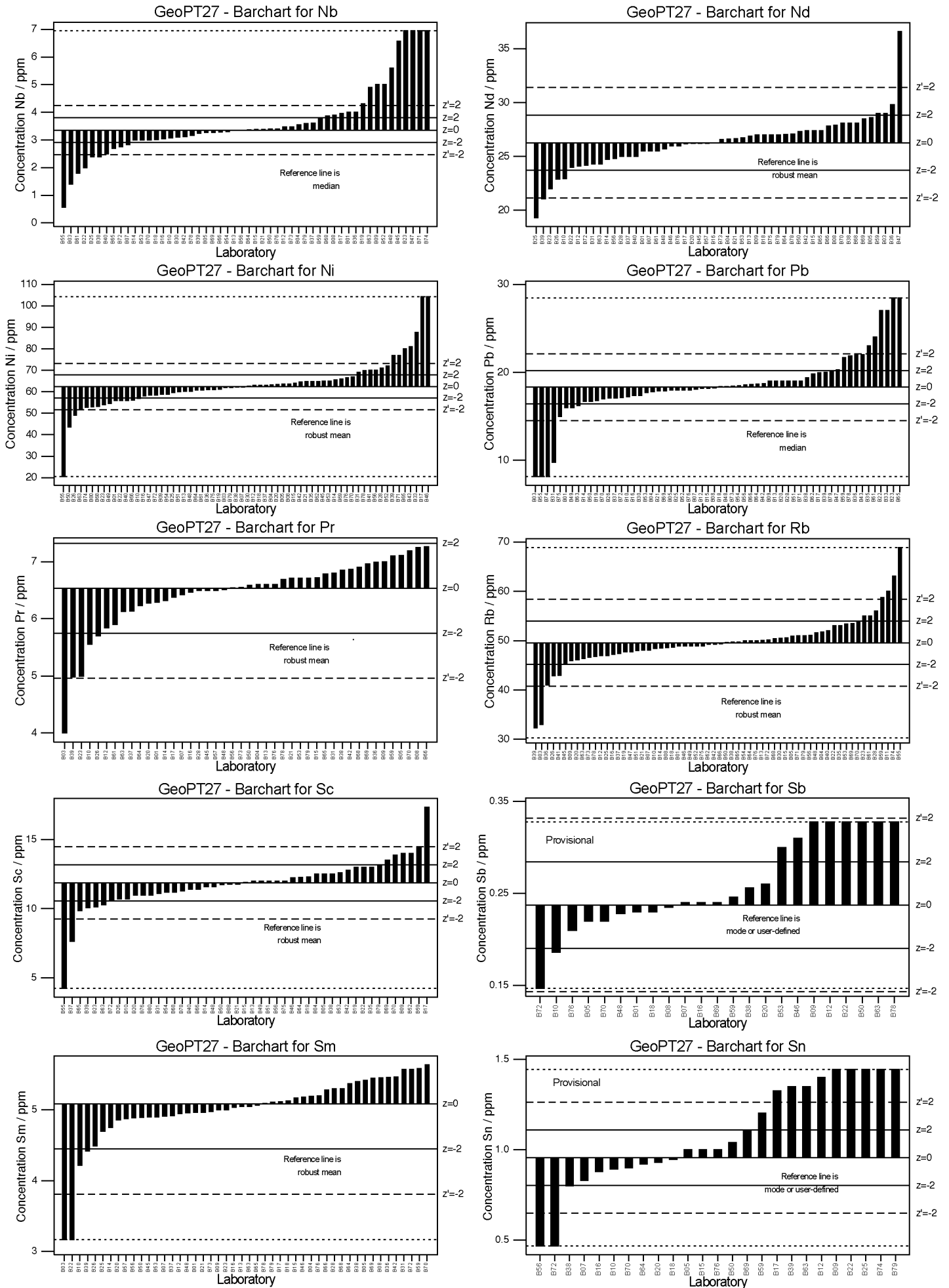


Figure 1: GeoPT27 – Andesite, MGL-AND. Data distribution charts for elements for which values were assigned or provisional values given for guidance. Horizontal lines show the limits for $-2 < z < 2$ for pure geochemistry labs (solid lines) and $-2 < z < 2$ for applied geochemistry labs (pecked lines).

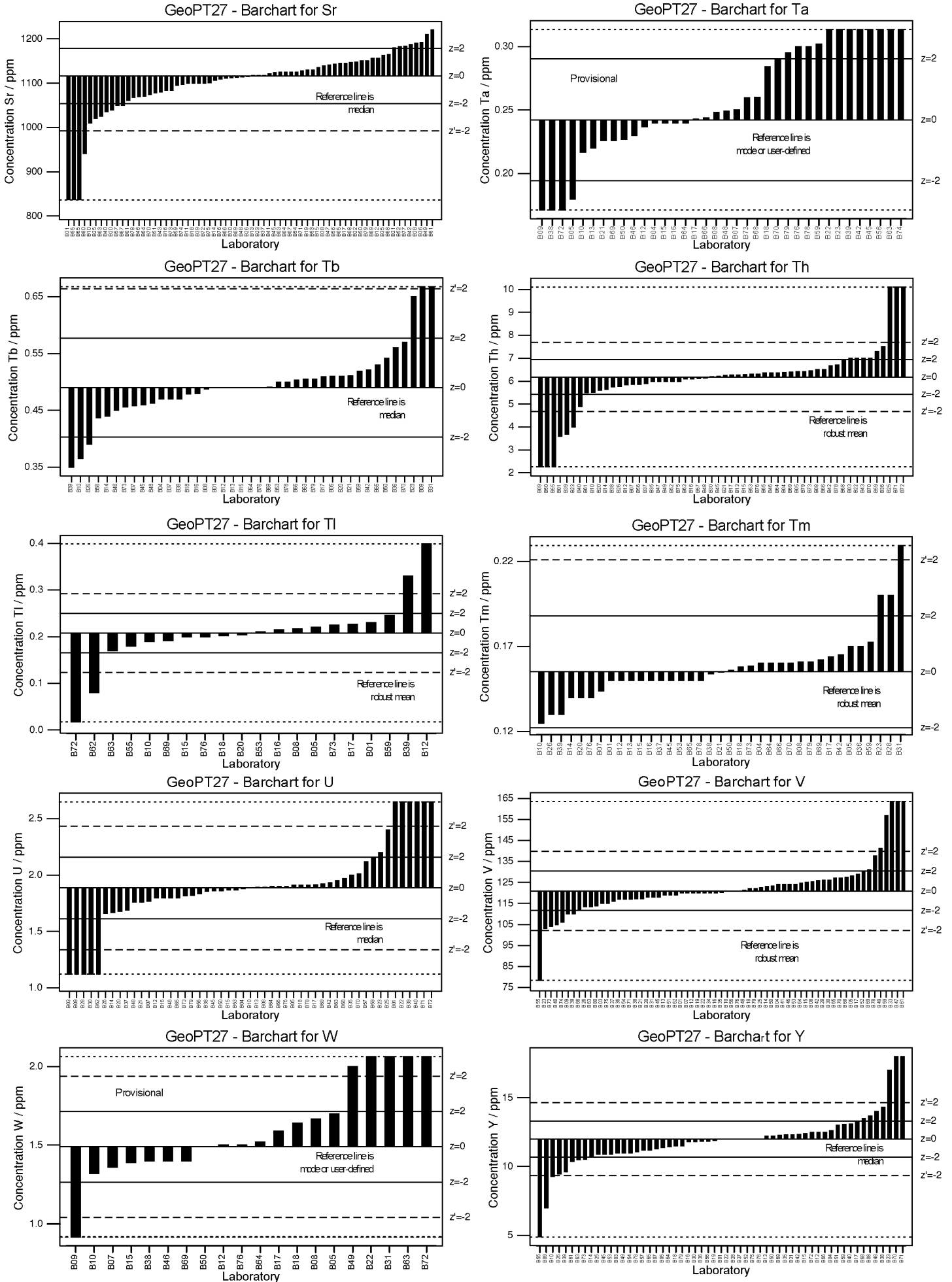


Figure 1: GeoPT27 – Andesite, MGL-AND. Data distribution charts for elements for which values were assigned or provisional values given for guidance. Horizontal lines show the limits for $-2 < z < 2$ for pure geochemistry labs (solid lines) and $-2 < z' < 2$ for applied geochemistry labs (pecked lines).

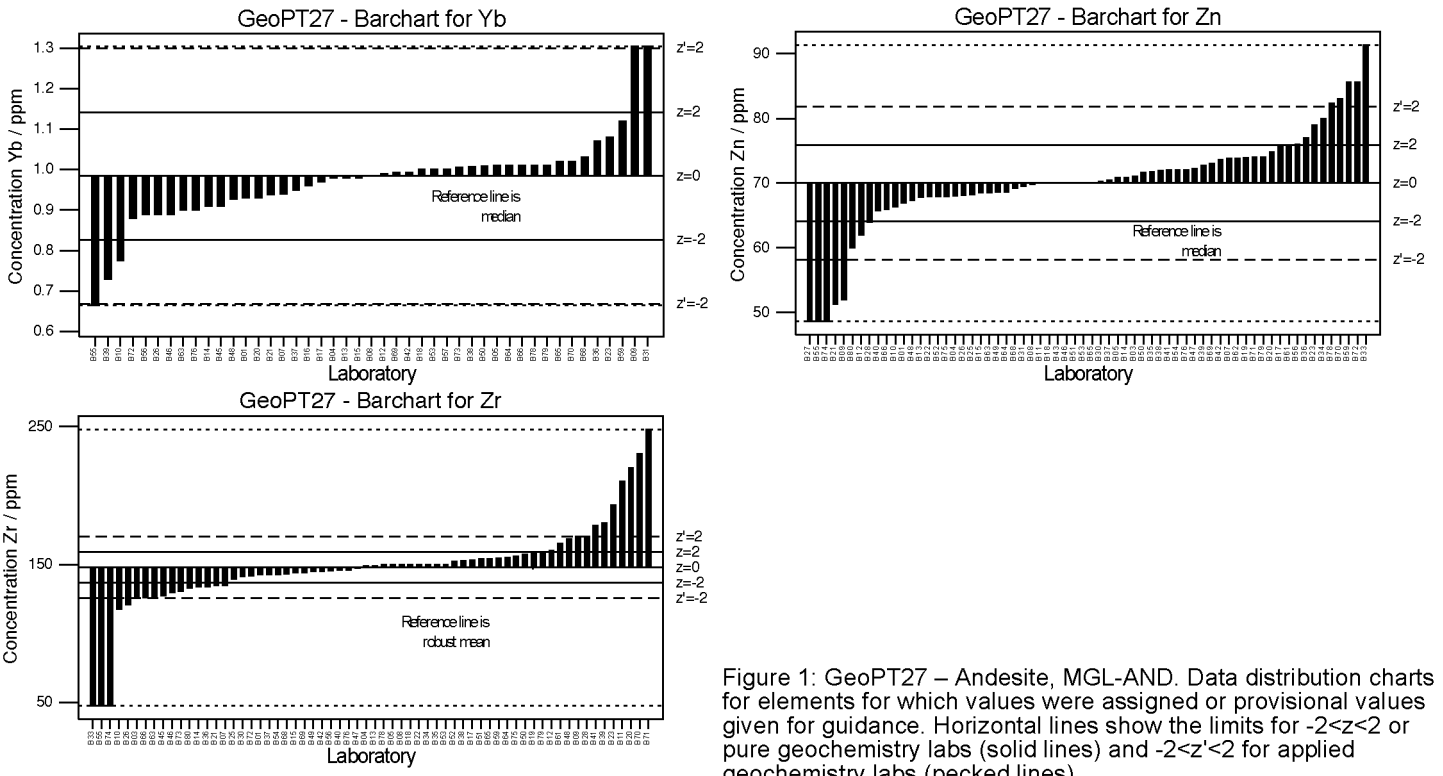


Figure 1: GeoPT27 – Andesite, MGL-AND. Data distribution charts for elements for which values were assigned or provisional values given for guidance. Horizontal lines show the limits for $-2 < z < 2$ or pure geochemistry labs (solid lines) and $-2 < z < 2$ for applied geochemistry labs (pecked lines).

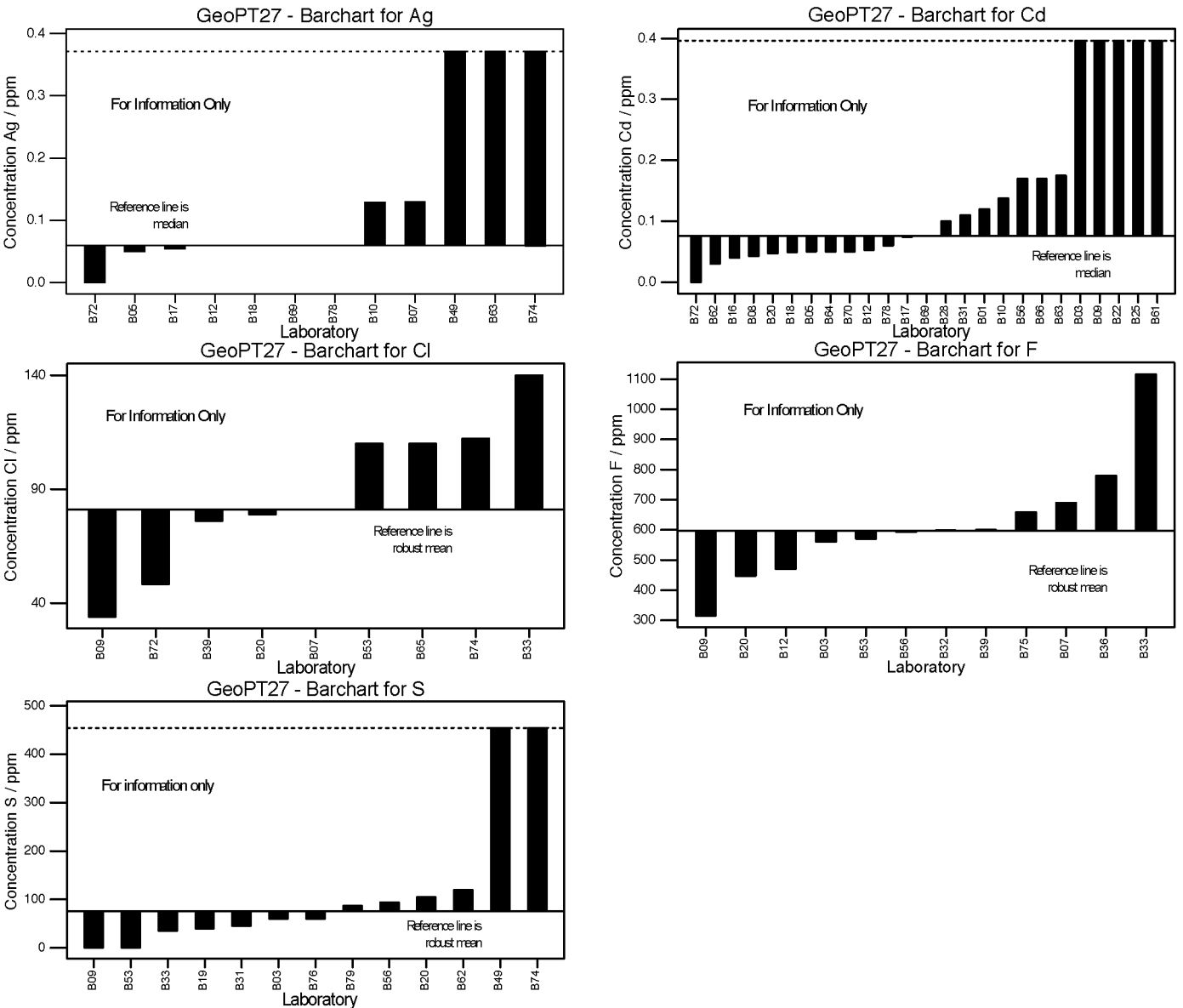


Figure 2: GeoPT27 – Andesite, MGL-AND. Data distribution charts for information only for elements for which values could not be assigned.

Multiple z-score chart for GeoPT27

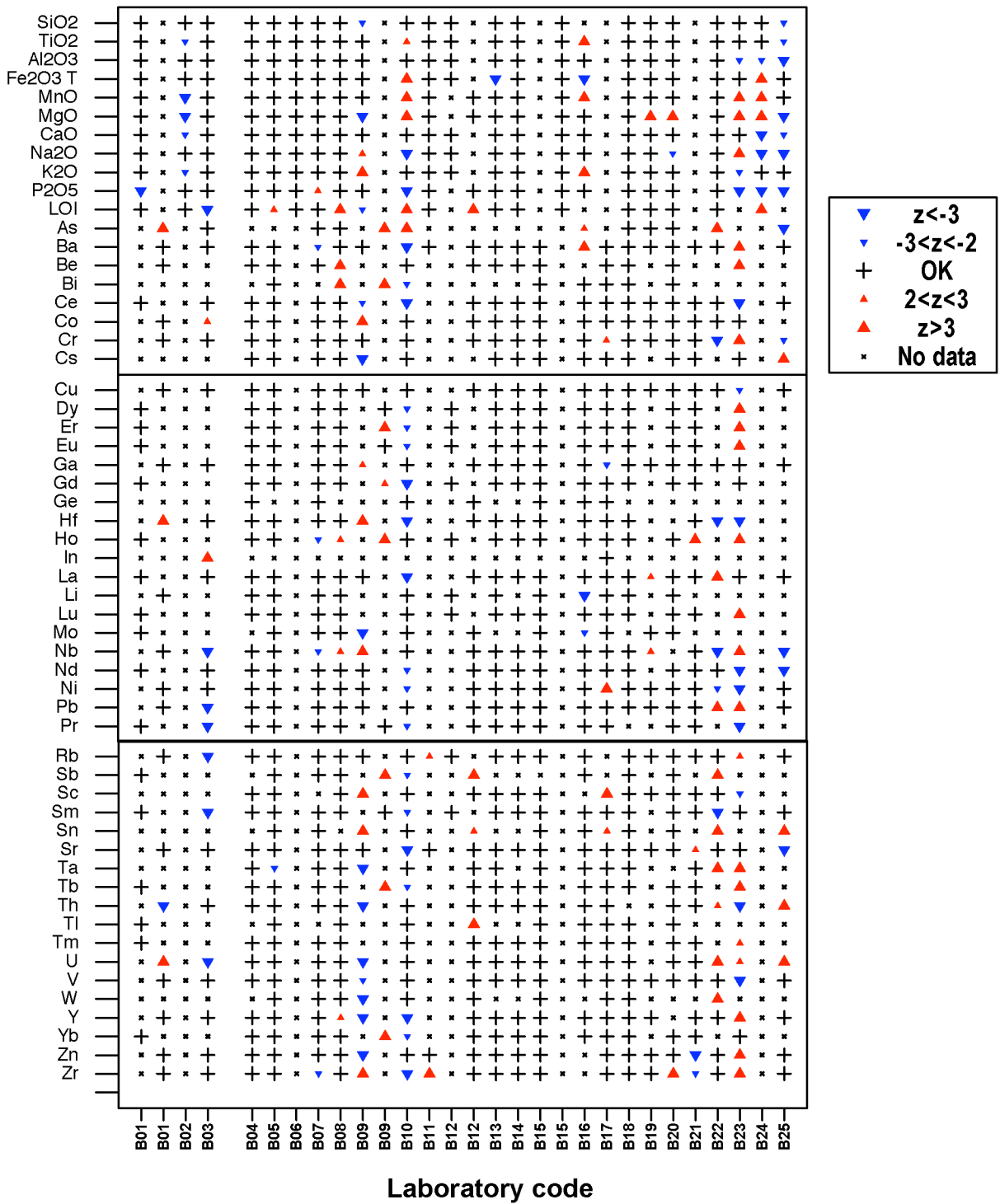


Figure 3: GeoPT27 – Andesite, MGL-AND. Multiple z-score charts for laboratories participating in the GeoPT27 round. Symbols indicate whether or not an elemental result complies with the $-2 < z < +2$ criteria. Satisfactory data are plotted as '+'. Data for other categories are plotted as follows: $z < -3$ (▼), $-3 < z < -2$ (▽), $+2 < z < +3$ (▲), $Z > +3$ (▲).

Multiple z-score chart for GeoPT27

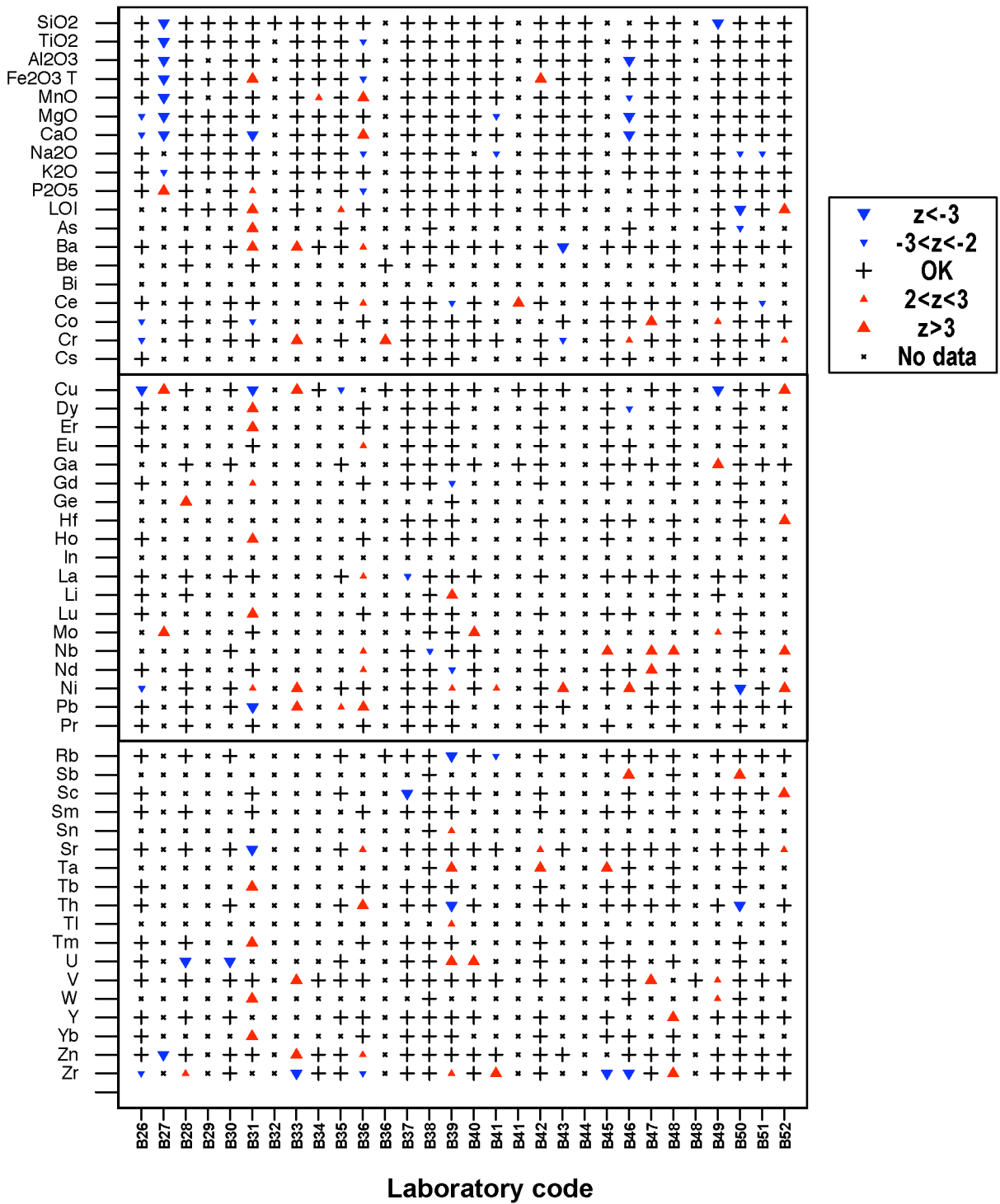


Figure 3: GeoPT27 – Andesite, MGL-AND. Multiple z-score charts for laboratories participating in the GeoPT27 round. Symbols indicate whether or not an elemental result complies with the $-2 < z < +2$ criteria. Satisfactory data are plotted as '+'. Data for other categories are plotted as follows: $z < -3$ (▼), $-3 < z < -2$ (▽), $+2 < z < +3$ (▲), $Z > +3$ (▲).

Multiple z-score chart for GeoPT27

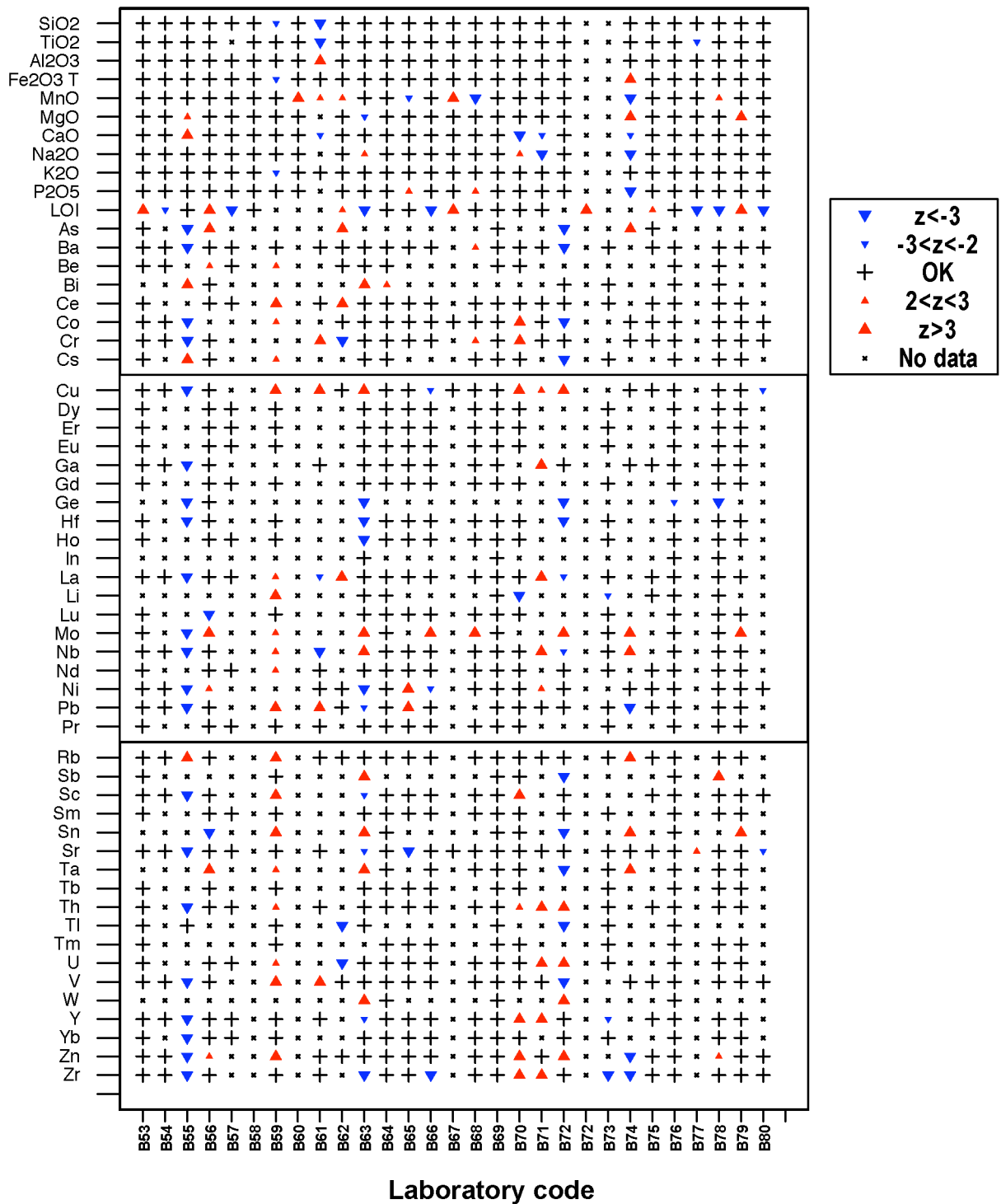


Figure 3: GeoPT27 – Andesite, MGL-AND. Multiple z-score charts for laboratories participating in the GeoPT27 round. Symbols indicate whether or not an elemental result complies with the $-2 < z < +2$ criteria. Satisfactory data are plotted as '+'. Data for other categories are plotted as follows: $z < -3$ (▼), $-3 < z < -2$ (▽), $+2 < z < +3$ (▲), $Z > +3$ (▲).